

Mass Layoff Events in Ohio 4th Quarter 2008

During the period October through December 2008, there were 189 mass layoff events in Ohio, an increase of 73 events over the 4th Quarter of 2007. This resulted in 40,950 separations, an increase of 20,950 from the 4th Quarter 2007 total of 20,000 separations. Included in the 189 events were 26 establishment closures/partial closures of single or multiple worksites with 15,838 separations. This compares to 11 establishment closures and 3,978 separations for a year ago.

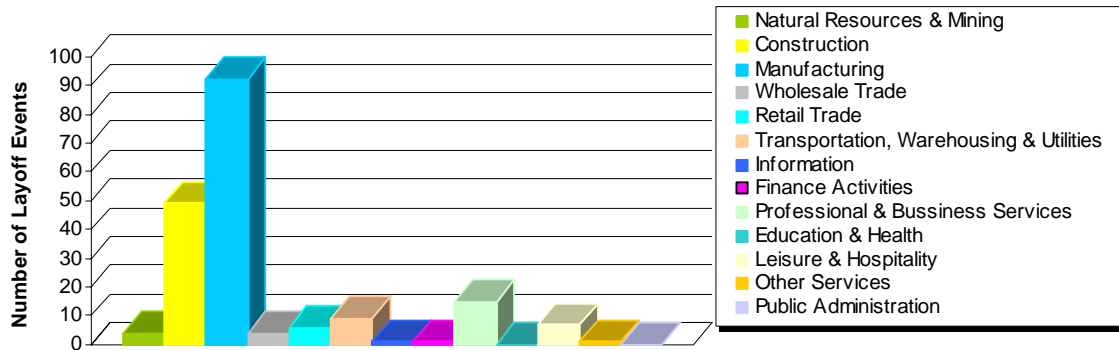
Events by Industry

Manufacturing out paced all with 49% of the total number of mass layoff events and 50% of all separations. Construction followed with 26% of the total events and represented 13% of all separations.

Mass Layoff Events in Ohio by Industry 4th Quarter 2008 (final)					
Industry	Establishments with Mass Layoffs		Twelve Month Change	Workers Separated	
	Number	Percent	Percent	Number	Percent
Total	189	100%	63%	40,950	100%
<u>GOODS PRODUCING</u>					
Natural Resources & Mining	4	2%	100%	498	1%
Construction	49	26%	0%	5,237	13%
Manufacturing	92	49%	179%	20,589	50%
Durable Goods	68	36%	143%	17,481	43%
Nondurable Goods	24	13%	380%	3,108	8%
<u>SERVICE PROVIDING</u>					
Wholesale Trade	4	2%	300%	566	1%
Retail Trade	6	3%	50%	3,240	8%
Transportation, Warehousing & Utilities	9	5%	125%	6,626	16%
Information	*	*	*	*	*
Finance Activities	*	*	*	*	*
Professional & Business Services	15	8%	50%	2,129	5%
Education & Health	0	0%	0%	0	0%
Leisure & Hospitality	7	4%	17%	1,680	4%
Other Services	*	*	*	*	*
Public Administration	0	0%	0%	0	0%

* Data suppressed for industries with less than three layoffs to protect confidentiality; establishment totals include suppressed industries.

Mass Layoff Events in Ohio by Industry
4th Quarter 2008

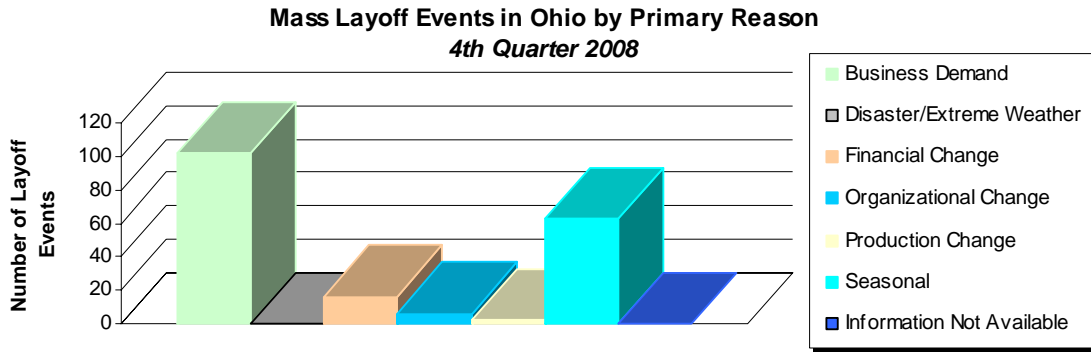


Events by Primary Reason

Business demand was responsible for 54% of all mass layoffs and 59% of all separations. Seasonal events accounted for 33% of all mass layoffs and 20% of all separations.

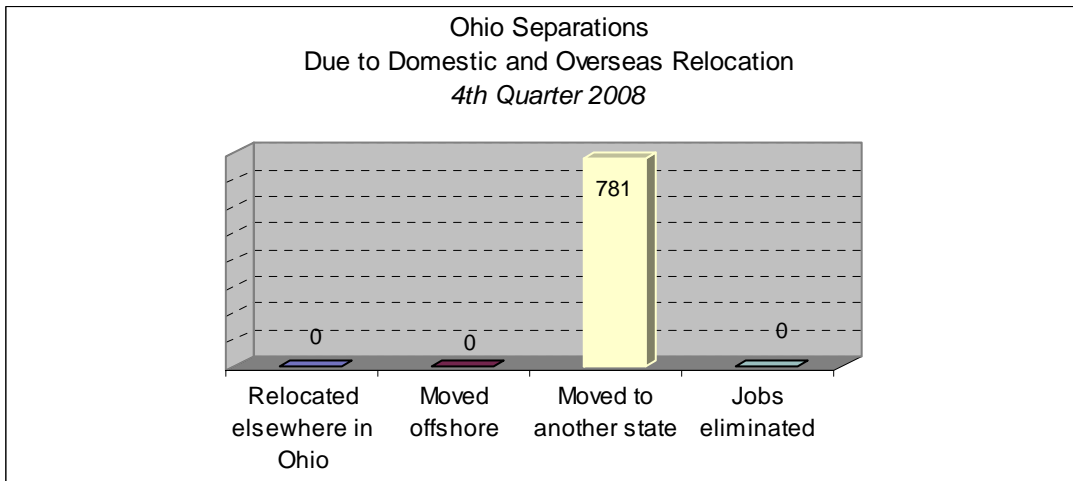
Mass Layoff Events in Ohio by Primary Reason 4th Quarter 2008 (final)				
Primary Reason	Mass Layoffs		Workers Separated	
	<i>Number</i>	<i>Percent</i>	<i>Number</i>	<i>Percent</i>
Total	189	100%	40,950	100%
Business Demand	102	54%	24,032	59%
Disaster/Extreme Weather	0	0%	0	0%
Financial Change	16	8%	7,118	17%
Organizational Change	6	3%	1,246	3%
Production Change	*	*	*	*
Seasonal	63	33%	8,194	20%
Information Not Available	*	*	*	*

* Data suppressed for less than three layoffs per category. Totals include suppressed data.

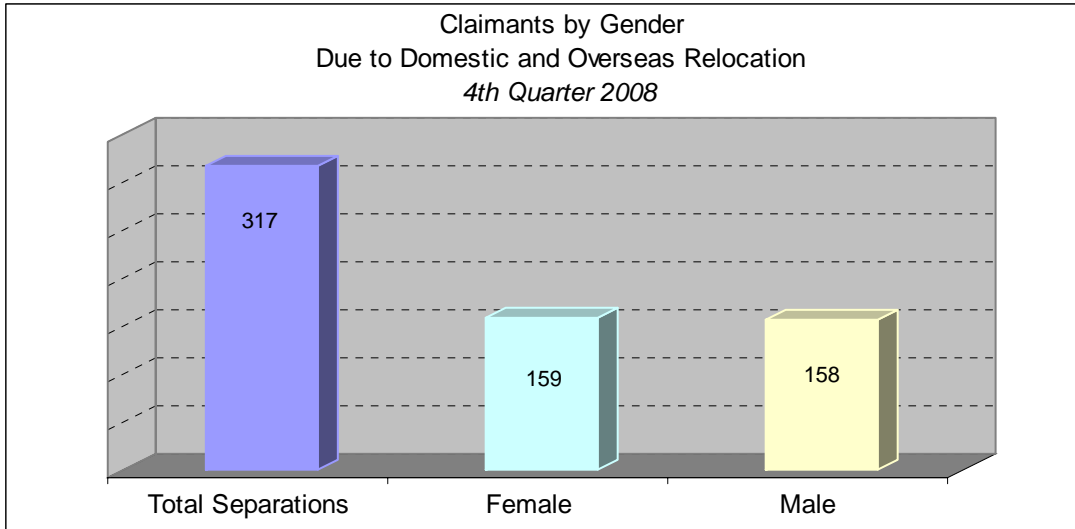


Movement of Work

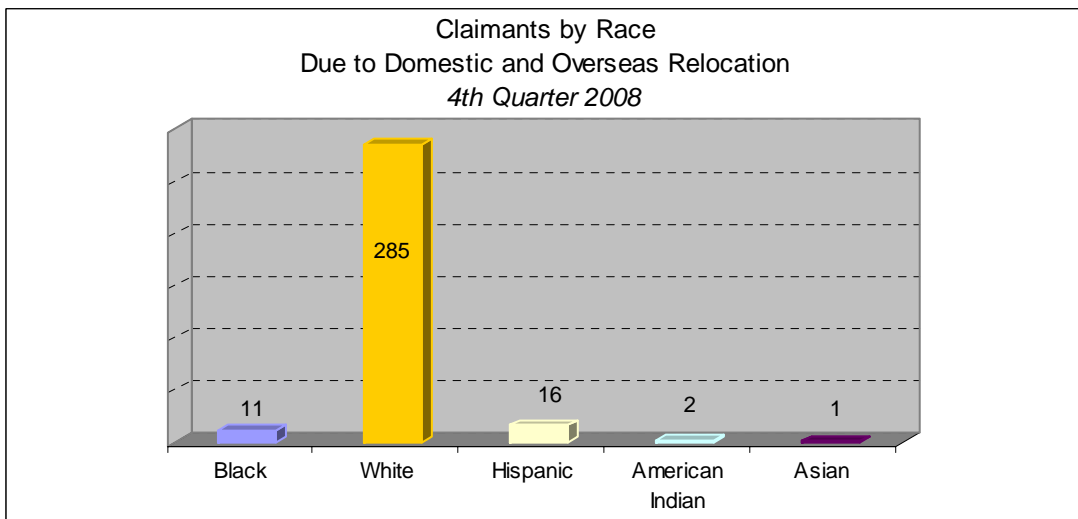
Of the 40,950 private sector non-farm workers who were reported separated from their jobs for at least 31 days in the fourth quarter of 2008, a total of 781 separations were associated with the movement of work. 100% of the jobs were relocated to another state. These 781 separations were the result of 4 layoff events involving movement of work. The 4 layoff events were closures in Ohio and occurred in the manufacturing and warehousing sectors.



Of the 781 Ohio workers reported separated due to movement of work in the fourth quarter of 2008, demographic data was obtained for 317 workers who filed a claim for Unemployment Insurance. When divided by gender, about 50% of the claimants were male and 50% were female.

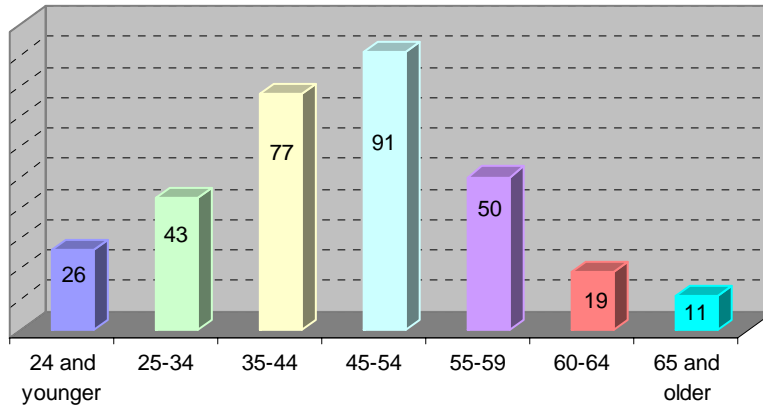


Racial affiliation was reported for 315 of the UI claimants. White workers accounted for 90% of claimants whose jobs were lost due to movement of work. Hispanic workers made up 5%. These two groups formed 95% of total claimants.



Claimants between 45-54 years old accounted for 29% of all claims, followed by those between 35-44 years old and 55-59 years old accounting for 24% and 16% respectively. These three groups accounted for nearly three-quarters of all claims related to job relocation.

Claimants by Age Group
Due to Domestic and Overseas Relocations
4th Quarter 2008



Bureau of Labor Market Information
Ohio Dept. of Job & Family Services
Columbus, Ohio 4/3/2009