







CELEBRATE IN-DEMAND JOBS WEEK

May 5-9, 2025

		Total Employment	Median Annual Wage	Projected Growth (2022-2032)
	Elementary School Teachers	50,110	\$65k	1.4%
	Dental Assistants	11,130	\$47k	3.9%
	Firefighters	18,750	\$59k	2.8%
	Carpenters	17,280	\$58k	2.5%
	Electricians	27,150	\$64k	5.6%
	Semiconductor Processing Technicians	874	\$51k	23.46%

Sources: Occupational Employment and Wage Statistics (May 2024) and Ohio Occupational Employment Projections 2022-2032.

Visit OhioLMI.com for more information
about Ohio's labor market.



Department of
Job & Family
Services

Labor Market Information