

Comparison of Covered Employment for the City of Cleveland and Cuyahoga County First Quarter 2006

The Ohio Bureau of Labor Market Information, in cooperation with the U.S. Bureau of Labor Statistics (BLS), geocoded covered employment and wage data for the City of Cleveland and Cuyahoga County. First quarter 2006 data from the Quarterly Census of Employment and Wages (QCEW) program were used. A geocodable record contains a physical location address that can be assigned a longitude, latitude, and place code.

A table was published presenting first quarter 2006 employment and wage data for establishments identified as being in the City of Cleveland (place code = 16000). The geocoded data were further evaluated and maps were produced to show private ownership employment levels for each ZIP code in the City of Cleveland and Cuyahoga County. Three industrial sectors were selected for mapping at the ZIP code level: Manufacturing; Retail Trade; and Professional and Technical Services. Comparable data and maps for previous years can be viewed at: <https://ohiolmi.com/Home/QCEWpubs#c5>. Due to mapping software updates, a more accurate view of the City of Cleveland boundary is shown. Previously published maps included the total area covered by a ZIP code of which only part was included in the City. The current maps display only the portion of the ZIP code assigned the place code 16000.

The number of private sector establishments and average employment for both the City of Cleveland and Cuyahoga County are presented in the table below. Overall, the City of Cleveland accounts for 33.2 percent of the private sector employment in Cuyahoga County.

Quarterly Census of Employment and Wages				
First Quarter 2006				
Industry Sector	City of Cleveland		Cuyahoga County	
	Establishments	Avg. Emp.	Establishments	Avg. Emp.
Total Private Sector	8,462	213,532	36,726	642,571
Manufacturing	958	26,462	2,454	86,159
Retail Trade	1,025	11,202	4,581	68,095
Professional and Technical Services	1,119	18,742	4,752	45,581

The Manufacturing Sector comprises establishments engaged in the mechanical, physical, or chemical transformation of materials, substances, or components into new products. For the first quarter of 2006, the City of Cleveland had 958 Manufacturing establishments with an average monthly employment of 26,462. This represents 12.4% of all privately owned City employment. Manufacturing employment in Cuyahoga County is 13.4%, with 30.7% of it located within the City of Cleveland.

The Retail Trade Sector comprises establishments engaged in retailing merchandise, generally without transformation, and rendering services incidental to the sale of merchandise. For the City of Cleveland, 1,025 Retail Trade establishments with an average monthly employment of 11,202 were geocoded. That accounts for 5.2% of the City's employment. Cuyahoga County employment is 10.6% Retail Trade, with 16.5% of it located within the City.

The Professional and Technical Services Sector comprises establishments that specialize in performing professional, scientific, and technical activities for others. These activities require a high degree of expertise and training. The establishments in this sector specialize according to expertise and provide these services to clients in a variety of industries. The City of Cleveland has 1,119 establishments engaged in Professional and Technical Services, with an average monthly employment of 18,742. While 8.8% of City employment is in this Sector, only 7.1% of Cuyahoga County employment is in this industry, with 41.1% of it within the City.

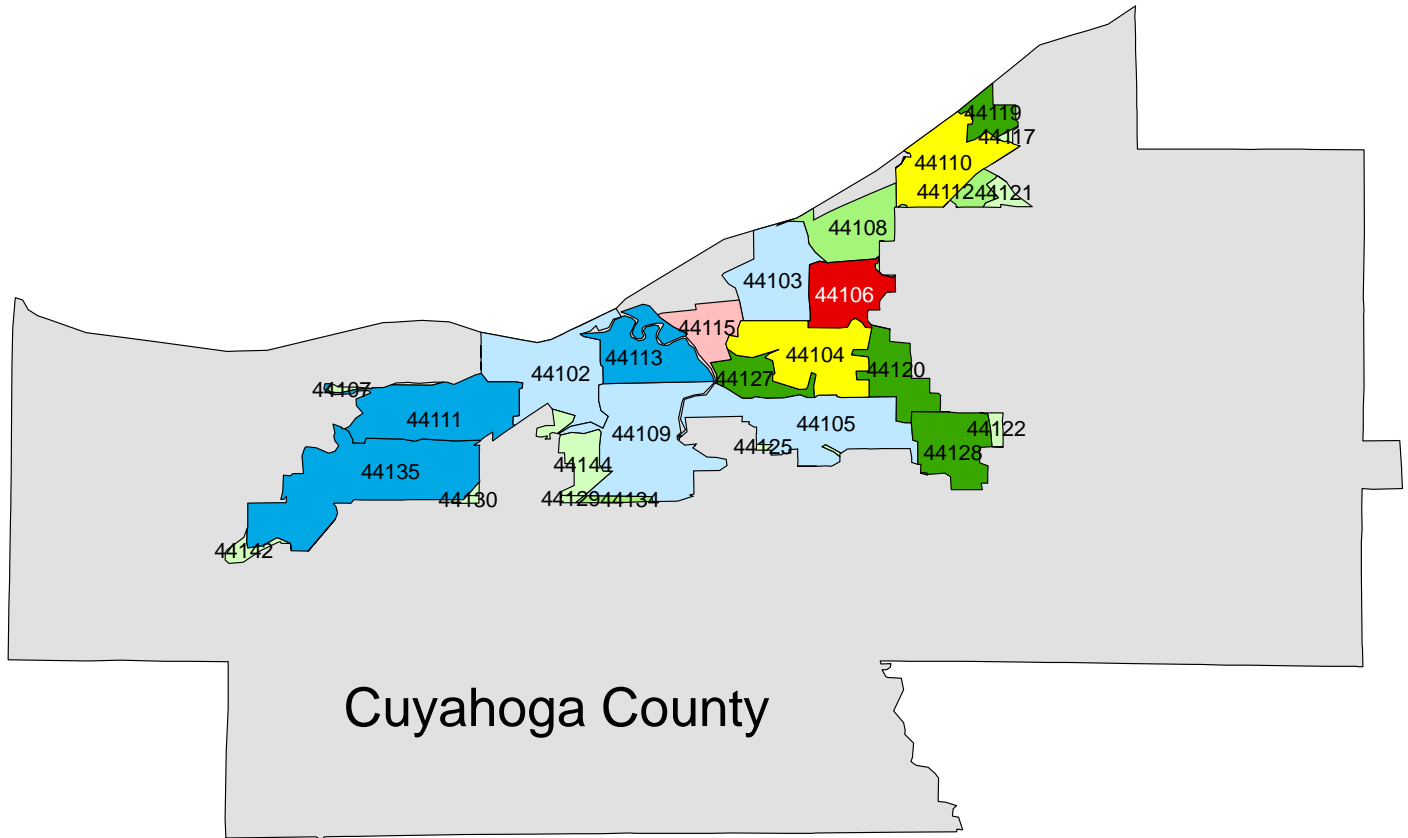
Ohio Department of Job and Family Services
Office of Workforce Development
Bureau of Labor Market Information
Columbus 43266 03/08/07

**City of Cleveland Geocoded data on Establishments, Average Employment and Total Wages Paid
by Industrial Sector as Covered under the Ohio and Federal Unemployment Compensation Laws
First Quarter 2006 (a)**

Industrial Sector	Number of Establishments	Average Monthly Employment	Total Wages (in Thousands of Dollars)
Total covered under Ohio UC Law (b)	8,695	257,018	\$3,166,271
Private Sector	8,462	213,532	2,700,610
Agriculture, forestry, fishing and hunting	3	21	98
Mining	8	245	2,940
Utilities	13	918	18,123
Construction	482	5,232	64,068
Manufacturing	958	26,462	305,554
Wholesale trade	645	11,223	167,340
Retail trade	1,025	11,202	68,777
Transportation and warehousing	229	4,649	42,553
Information	146	5,750	89,756
Finance and insurance	536	17,691	505,716
Real estate and rental and leasing	327	3,354	34,459
Professional and technical services	1,119	18,742	304,982
Management of companies and enterprises	70	6,543	151,581
Administrative and waste services	407	15,166	147,635
Educational services	82	11,998	112,937
Health care and social assistance	683	47,652	521,500
Arts, entertainment, and recreation	107	4,482	56,129
Accommodation and food services	801	14,515	53,073
Other services, except public administration	821	7,687	53,390
State & Local Government (c)	233	43,486	465,661
State Government	22	3,554	46,938
Local Government	211	39,932	418,723
Federal Government (d)	43	5,267	76,732


(a) The information presented above were those records identified as having the place code for the City of Cleveland (16000) and are based upon employers' reports for first quarter 2006 received in the Bureau of Labor Market Information through July 1, 2006. A geocodable record contains a physical location address that can be assigned a longitude, latitude and place code. Data for other cities will be published as geocodable information becomes available. (b) Summed totals and subtotals may not equal the sum of industrial divisions because of the exclusion of those industries with fewer than three employers or because of rounding. Includes the Private Sector and State Government entities, but excludes Federal Government agencies. (c) Effective first quarter 2004, local government school district information is collected at the worksite level. (d) Includes only Federal Government agencies.

Cleveland City Private Covered Employment by ZIP Code, 1st Quarter

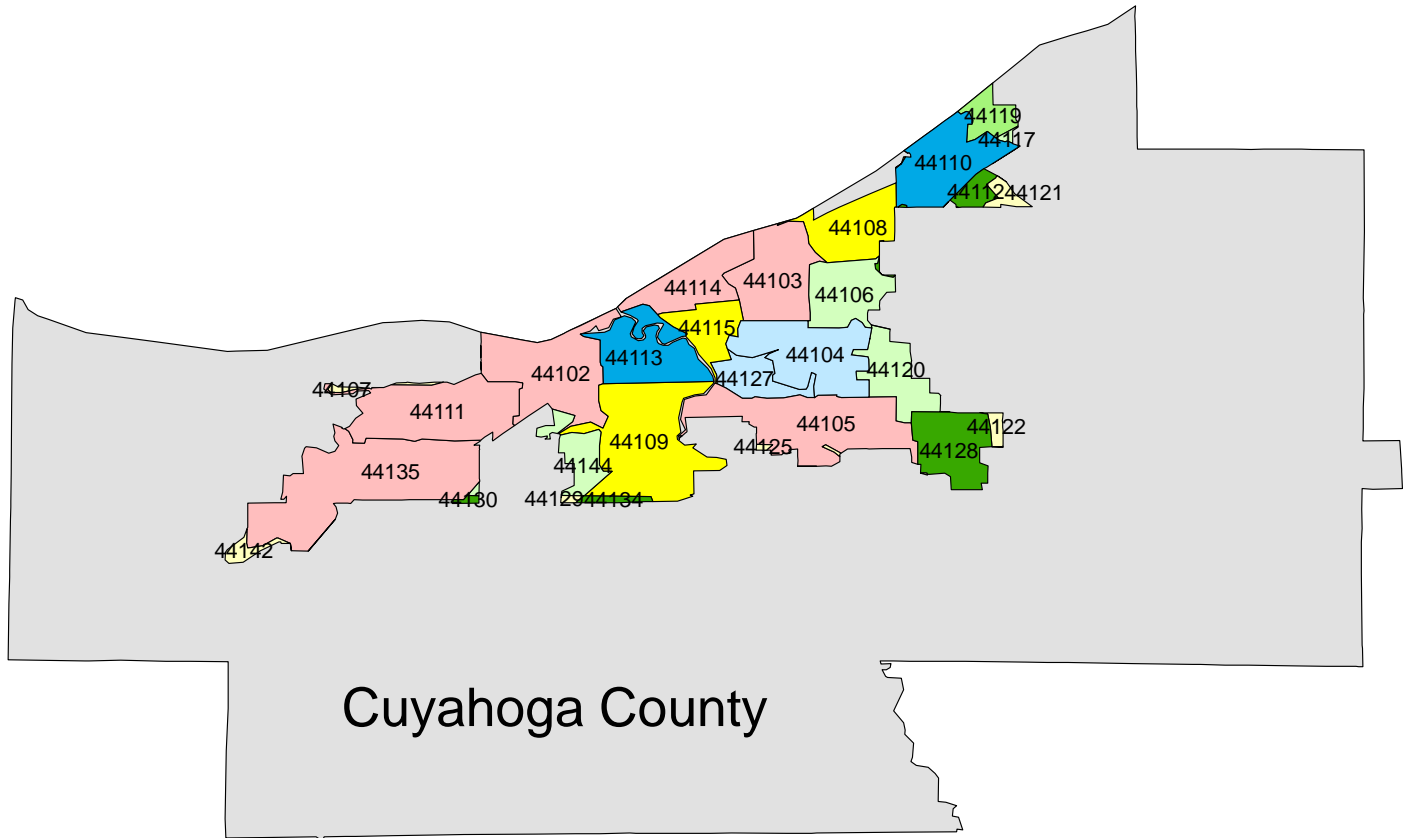


Cuyahoga County


Employment



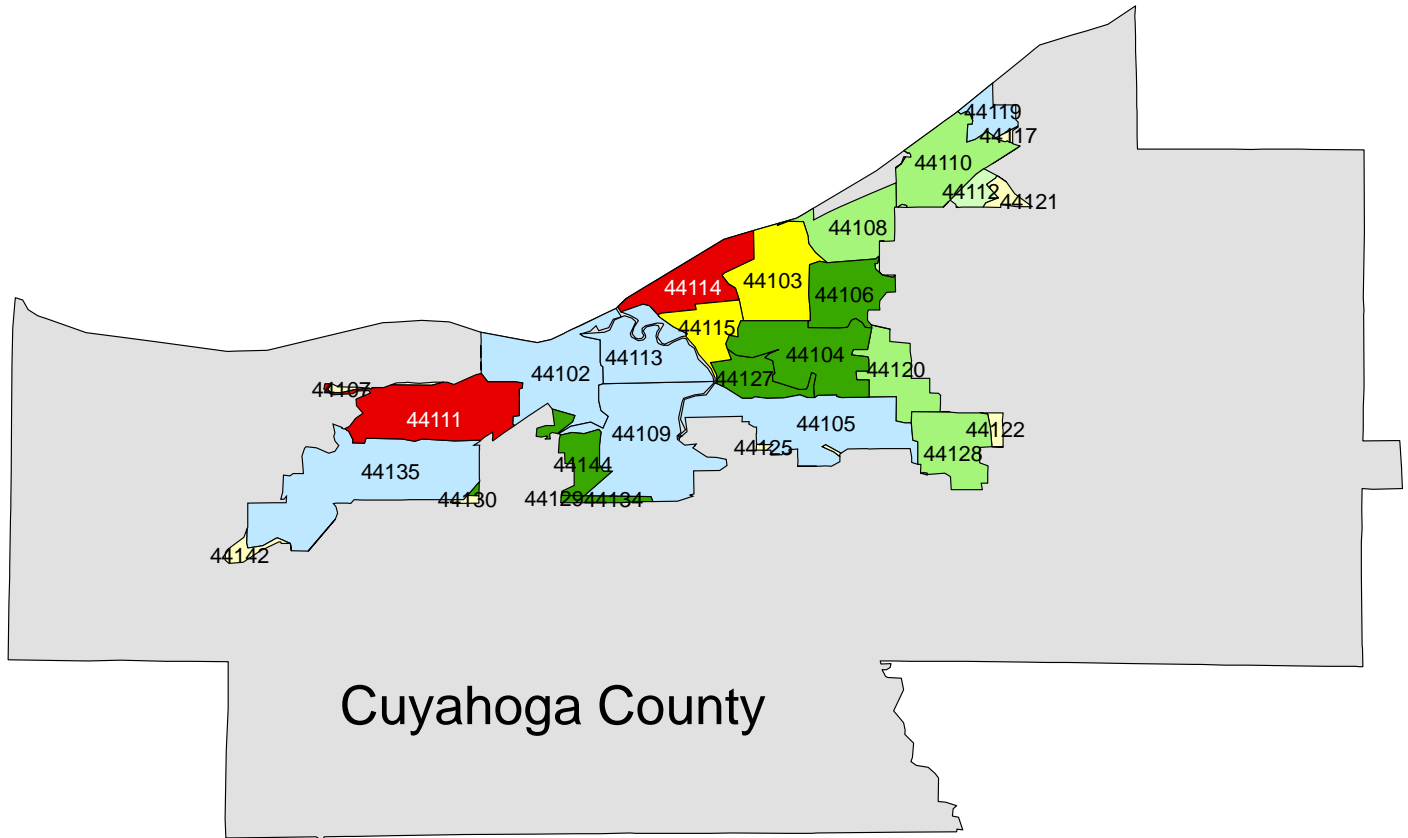
Cleveland City NAICS Sector 31-33 Manufacturing Employment by ZIP Code, 1st Quarter 2006




Employment



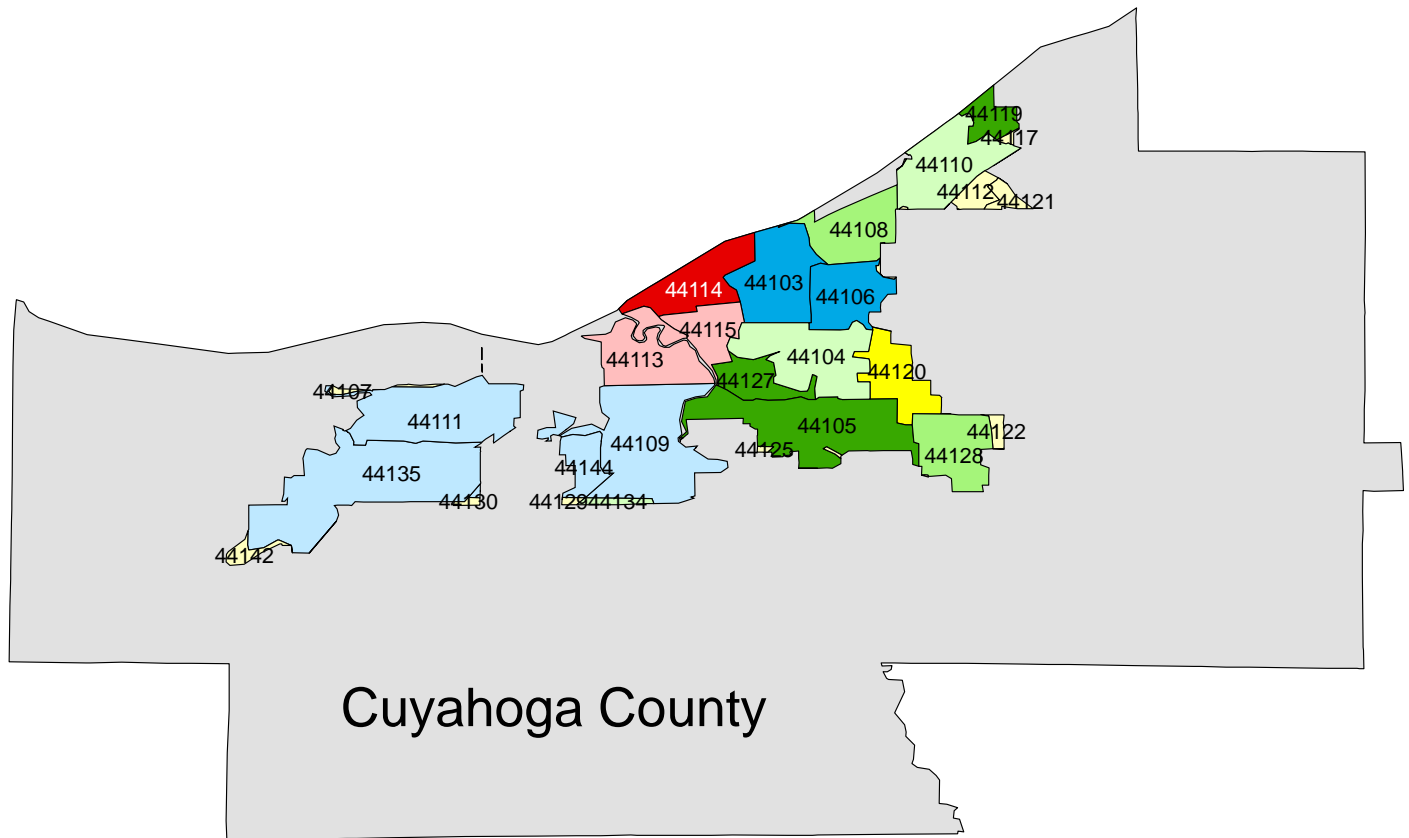
Cleveland City NAICS Sector 44-45 Retail Trade Employment by ZIP Code, 1st Quarter 2006




Employment



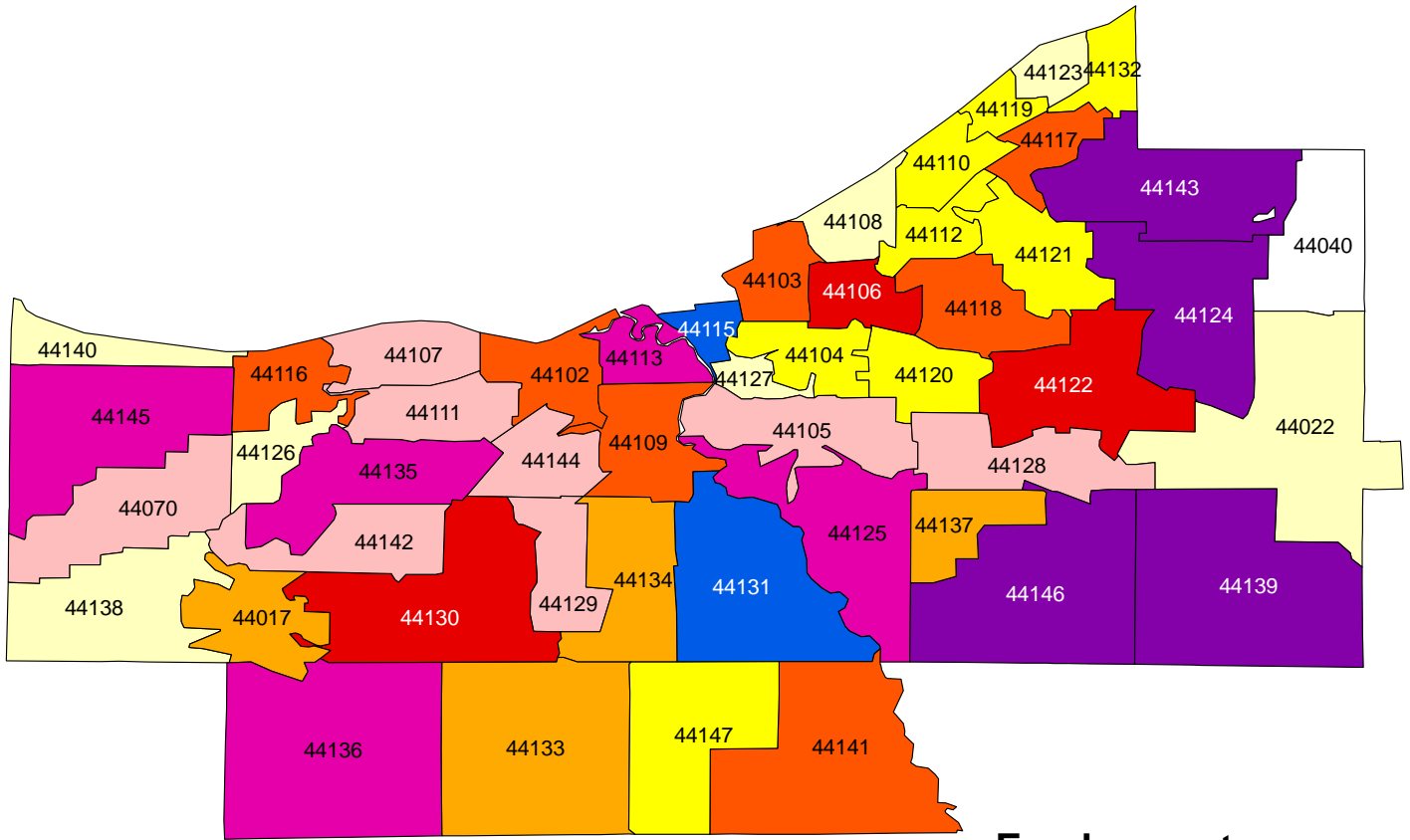
Cleveland City NAICS Sector 54 Professional, Scientific, and Technical Services Employment by ZIP Code, 1st Quarter 2006




Employment



Cuyahoga County Private Covered Employment by ZIP Code, 1st Quarter 2006

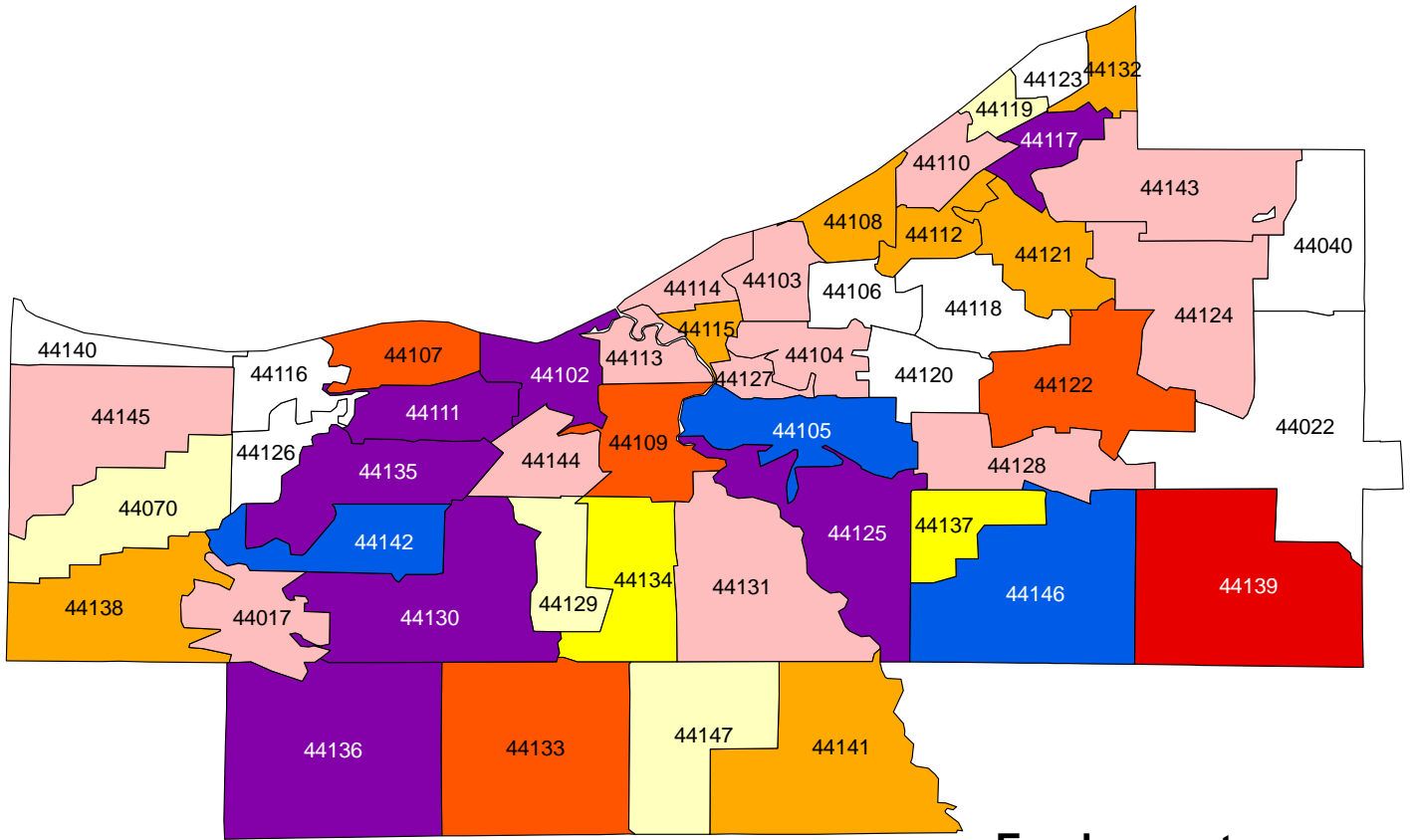


Employment




* Includes suppression due to confidentiality

Cuyahoga County NAICS Sector 31-33 Manufacturing Employment by ZIP Code, 1st Quarter 2006

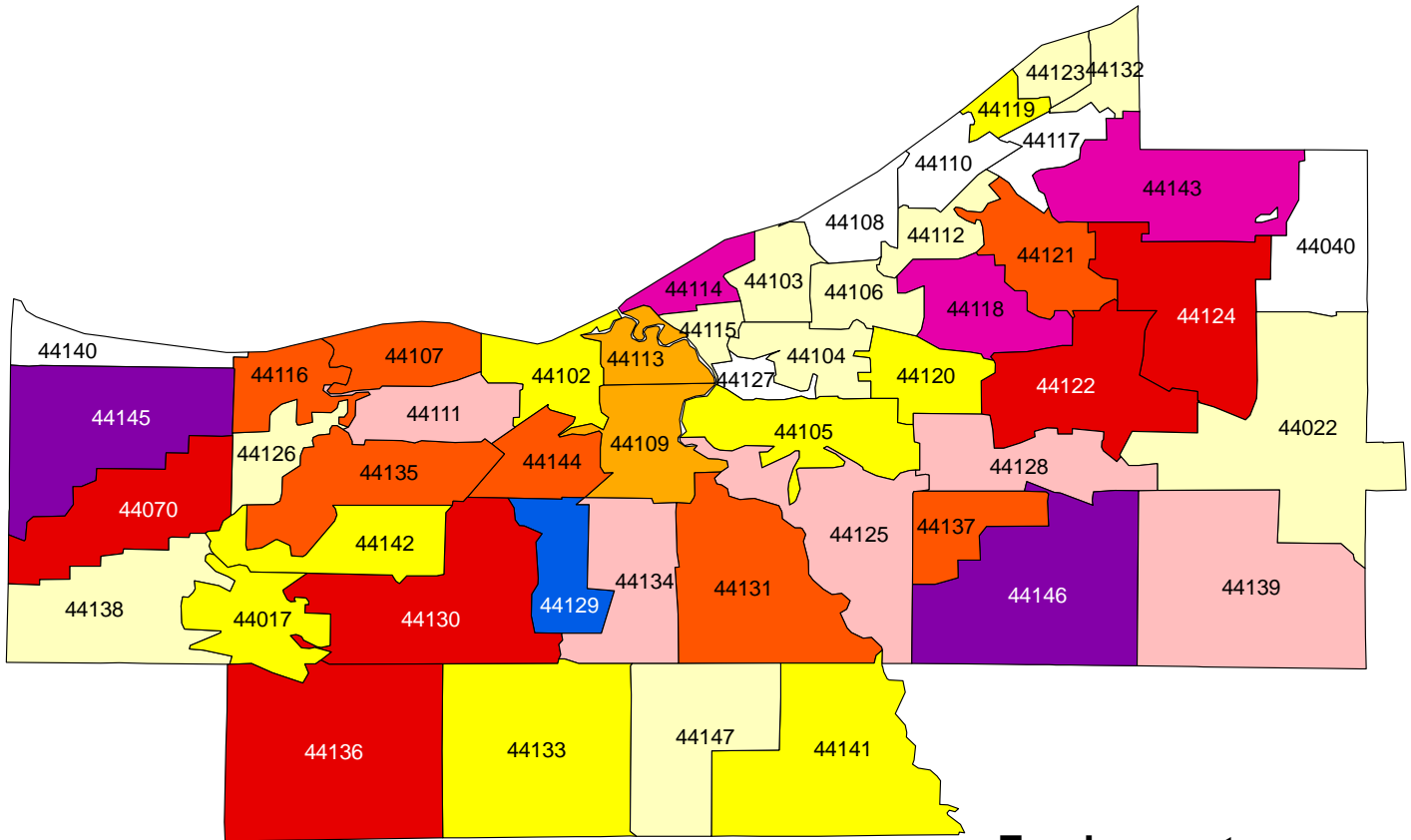


Employment




* Includes suppression due to confidentiality

Cuyahoga County NAICS Sector 44-45 Retail Trade Employment by ZIP Code, 1st Quarter 2006

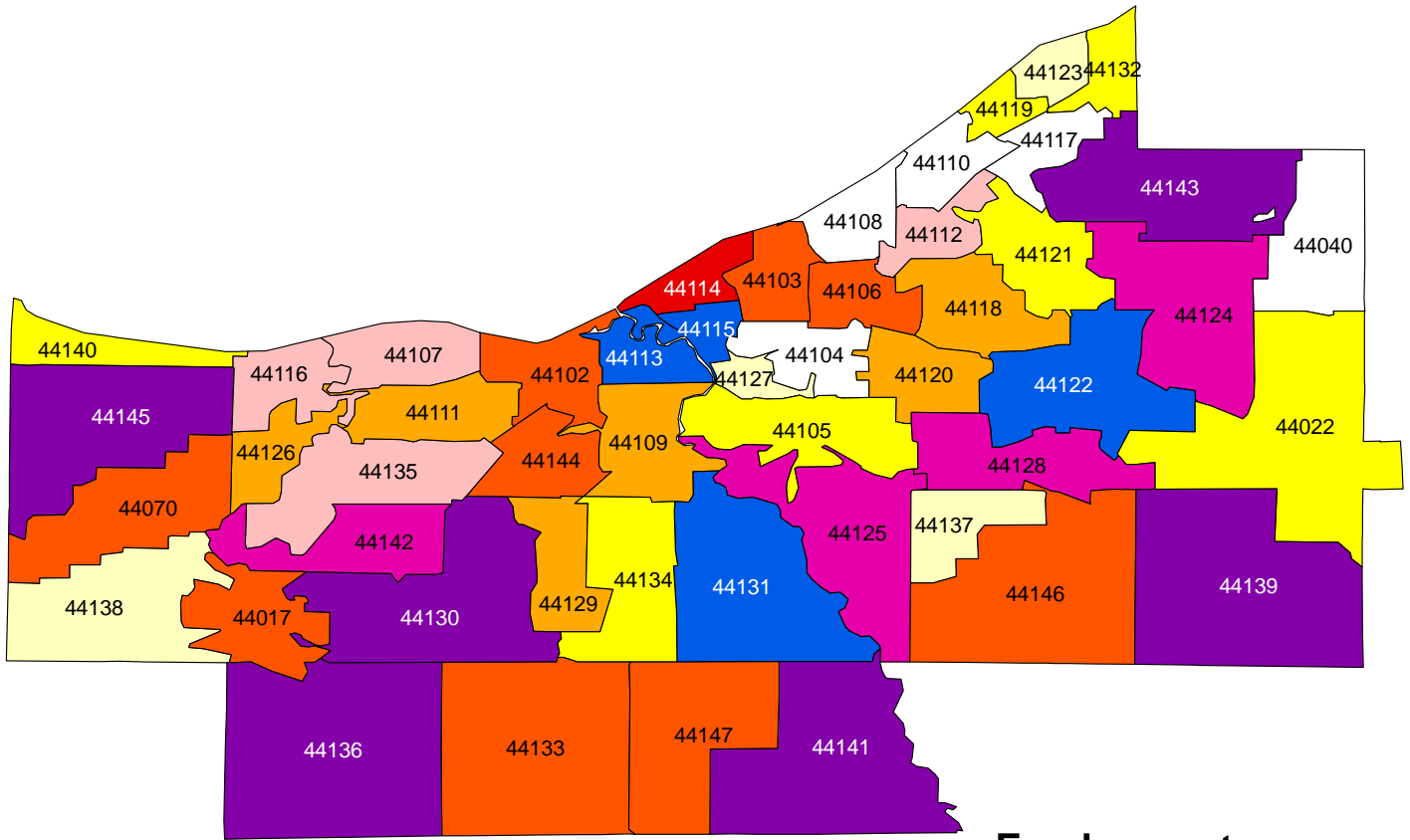


Employment




* Includes suppression due to confidentiality

Cuyahoga County NAICS Sector 54 Professional, Scientific, and Technical Services Employment by ZIP Code, 1st Quarter 2006



Employment



* Includes suppression due to confidentiality