

Comparison of Covered Employment for the City of Cleveland and Cuyahoga County First Quarter 2007

The Ohio Bureau of Labor Market Information, in cooperation with the U.S. Bureau of Labor Statistics (BLS), geocoded covered employment and wage data for the City of Cleveland and Cuyahoga County. First quarter 2007 data from the Quarterly Census of Employment and Wages (QCEW) program were used. A geocodable record contains a physical location address that can be assigned a longitude, latitude, and place code.

A table was published presenting first quarter 2007 employment and wage data for establishments identified as being in the City of Cleveland (place code = 16000). The geocoded data were further evaluated and maps were produced to show private ownership employment levels for each ZIP code in the City of Cleveland and Cuyahoga County. Three industrial sectors were selected for mapping at the ZIP code level: Manufacturing; Retail Trade; and Professional and Technical Services. Comparable data and maps for previous years can be viewed at: <https://ohiolmi.com/Home/QCEWpubs#c5>. Due to mapping software updates, a more accurate view of the City of Cleveland boundary is shown in maps from 2006 forward. Previously published maps included the total area covered by a ZIP code of which only part was included in the City. The current maps display only the portion of the ZIP code assigned the place code 16000.

The number of private sector establishments and average employment for both the City of Cleveland and Cuyahoga County are presented in the table below. Overall, the City of Cleveland accounts for 32.9 percent of the private sector employment in Cuyahoga County.

Quarterly Census of Employment and Wages				
First Quarter 2007				
Industry Sector	City of Cleveland		Cuyahoga County	
	Establishments	Avg. Emp.	Establishments	Avg. Emp.
Total Private Sector	8,180	209,846	36,650	637,463
Manufacturing	921	25,782	2,384	83,132
Retail Trade	1,000	10,941	4,601	67,466
Professional and Technical Services	1,099	19,481	4,769	46,120

The Manufacturing Sector comprises establishments engaged in the mechanical, physical, or chemical transformation of materials, substances, or components into new products. For the first quarter of 2007, the City of Cleveland had 921 Manufacturing establishments with an average monthly employment of 25,782. This represents 12.3% of all privately owned City employment. Manufacturing employment in Cuyahoga County is 13.0%, with 31.0% of it located within the City of Cleveland.

The Retail Trade Sector comprises establishments engaged in retailing merchandise, generally without transformation, and rendering services incidental to the sale of merchandise. For the City of Cleveland, 1,000 Retail Trade establishments with an average monthly employment of 10,941 were geocoded. That accounts for 5.2% of the City's private

employment. Cuyahoga County employment is 10.6% Retail Trade, with 16.2% of it located within the City.

The Professional and Technical Services Sector comprises establishments that specialize in performing professional, scientific, and technical activities for others. These activities require a high degree of expertise and training. The establishments in this sector specialize according to expertise and provide these services to clients in a variety of industries. The City of Cleveland has 1,099 establishments engaged in Professional and Technical Services, with an average monthly employment of 19,481. While 9.3% of privately owned City employment is in this Sector, only 7.2% of Cuyahoga County private employment is in this industry, with 42.2% of it within the City.

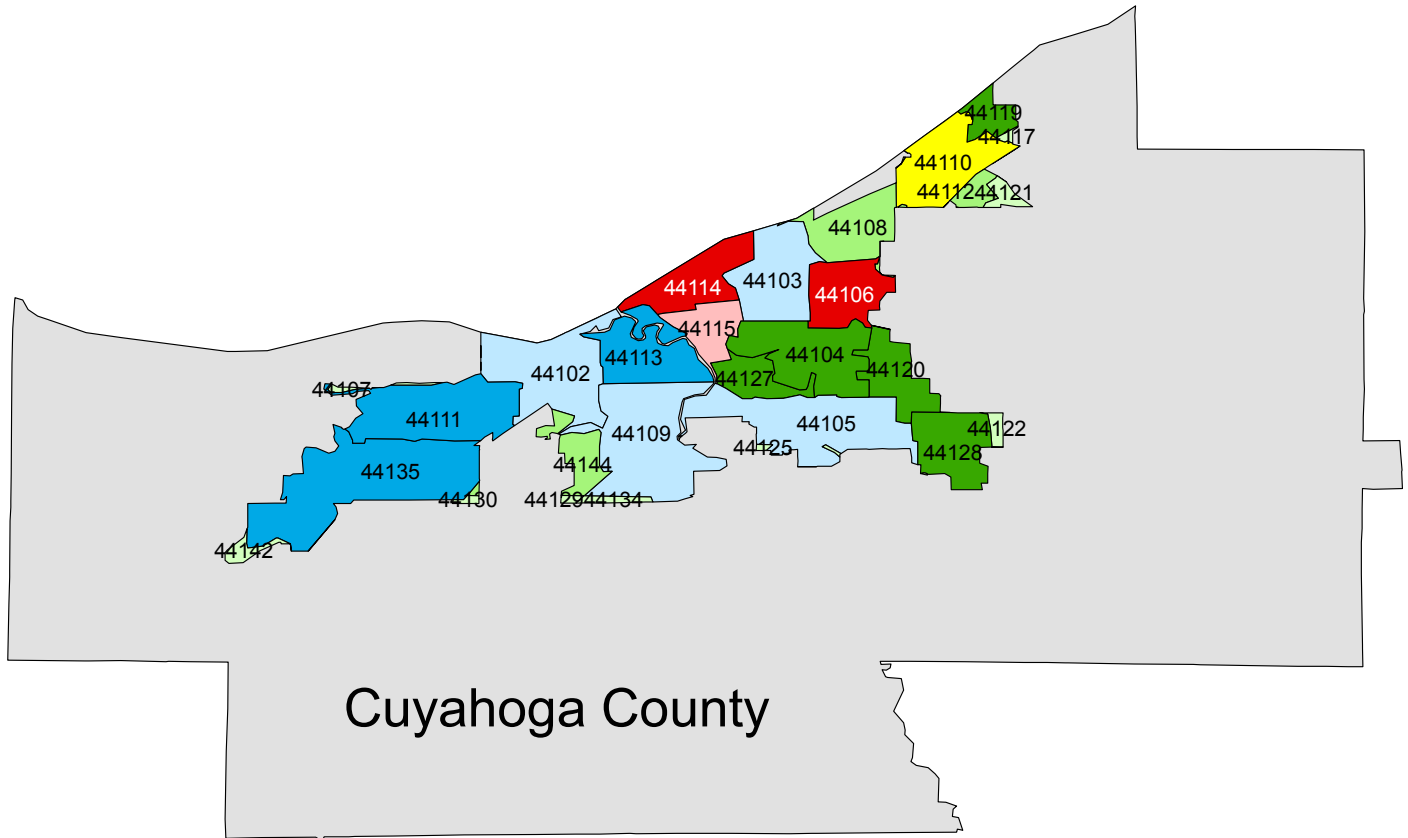
Ohio Department of Job and Family Services
Office of Workforce Development
Bureau of Labor Market Information
Columbus 43266 02/19/08

**City of Cleveland Geocoded data on Establishments, Average Employment and Total Wages Paid
by Industrial Sector as Covered under the Ohio and Federal Unemployment Compensation Laws
First Quarter 2007 (a)**

Industrial Sector	Number of Establishments	Average Monthly Employment	Total Wages (in Thousands of Dollars)
Total covered under Ohio UC Law (b)	8,385	255,745	3,315,838
Private Sector	8,180	209,846	2,795,926
Agriculture, forestry, fishing and hunting	3	26	100
Mining	7	206	2,275
Utilities	13	948	17,992
Construction	470	5,391	65,681
Manufacturing	921	25,782	304,812
Wholesale trade	619	11,716	193,532
Retail trade	1,000	10,941	69,941
Transportation and warehousing	220	4,186	36,875
Information	119	4,807	81,421
Finance and insurance	516	16,228	510,758
Real estate and rental and leasing	317	3,218	36,424
Professional and technical services	1,099	19,481	328,885
Management of companies and enterprises	68	6,976	181,332
Administrative and waste services	393	14,669	173,080
Educational services	87	11,527	105,220
Health care and social assistance	669	48,989	543,915
Arts, entertainment, and recreation	103	3,143	31,310
Accommodation and food services	764	14,205	58,098
Other services, except public administration	792	7,407	54,275
State & Local Government (c)	205	45,899	519,912
State Government	21	3,540	52,164
Local Government	184	42,359	467,747
Federal Government (d)	43	5,213	83,565


(a) The information presented above were those records identified as having the place code for the City of Cleveland (16000) and are based upon employers' reports for first quarter 2007 received in the Bureau of Labor Market Information through July 1, 2007. A geocodable record contains a physical location address that can be assigned a longitude, latitude and place code. Data for other cities will be published as geocodable information becomes available. (b) Summed totals and subtotals may not equal the sum of industrial divisions because of the exclusion of those industries with fewer than three employers or because of rounding. Includes the Private Sector and State Government entities, but excludes Federal Government agencies. (c) Effective first quarter 2004, local government school district information is collected at the worksite level. (d) Includes only Federal Government agencies.

Cleveland City Private Covered Employment by ZIP Code, 1st Quarter 2007

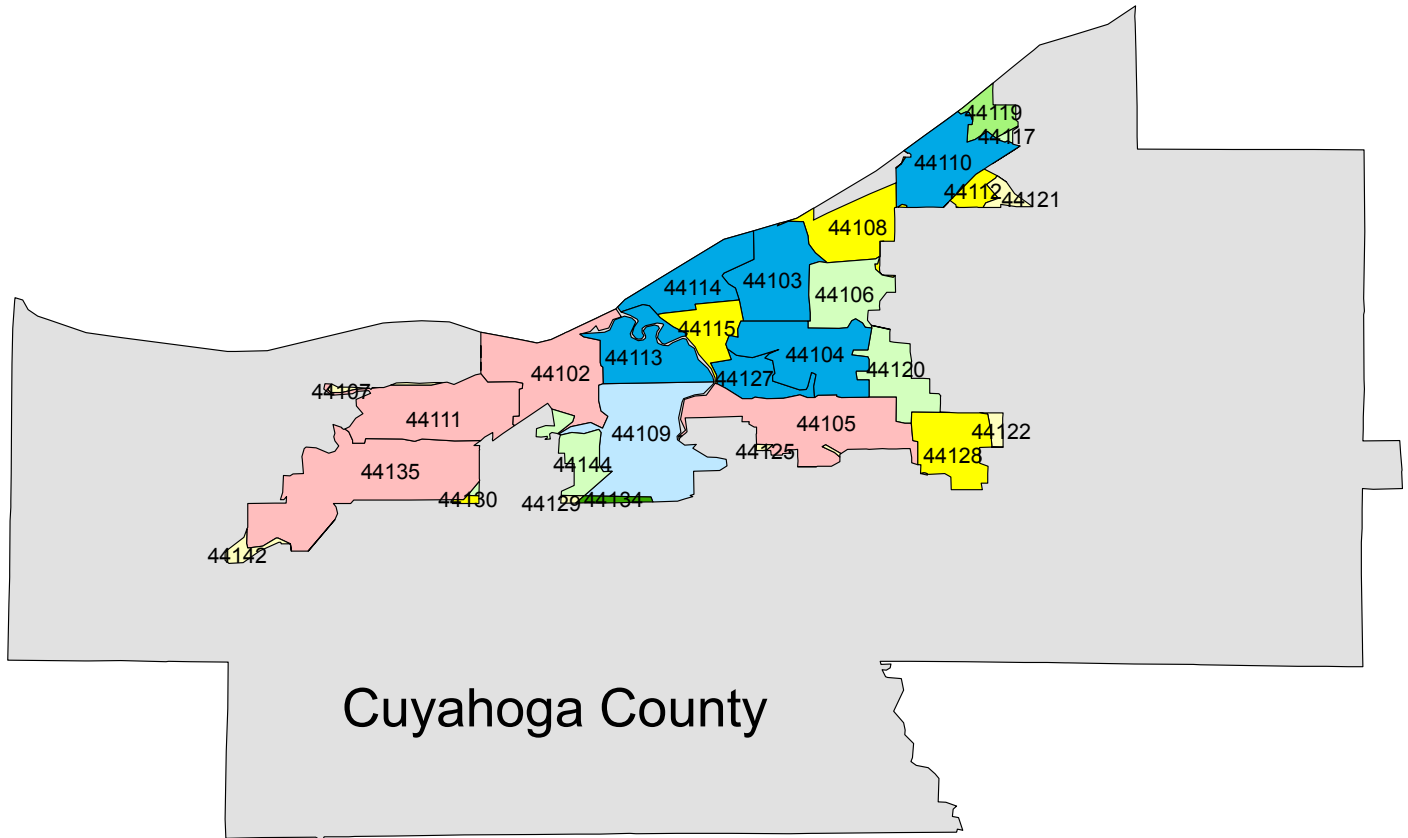


Cuyahoga County


Employment



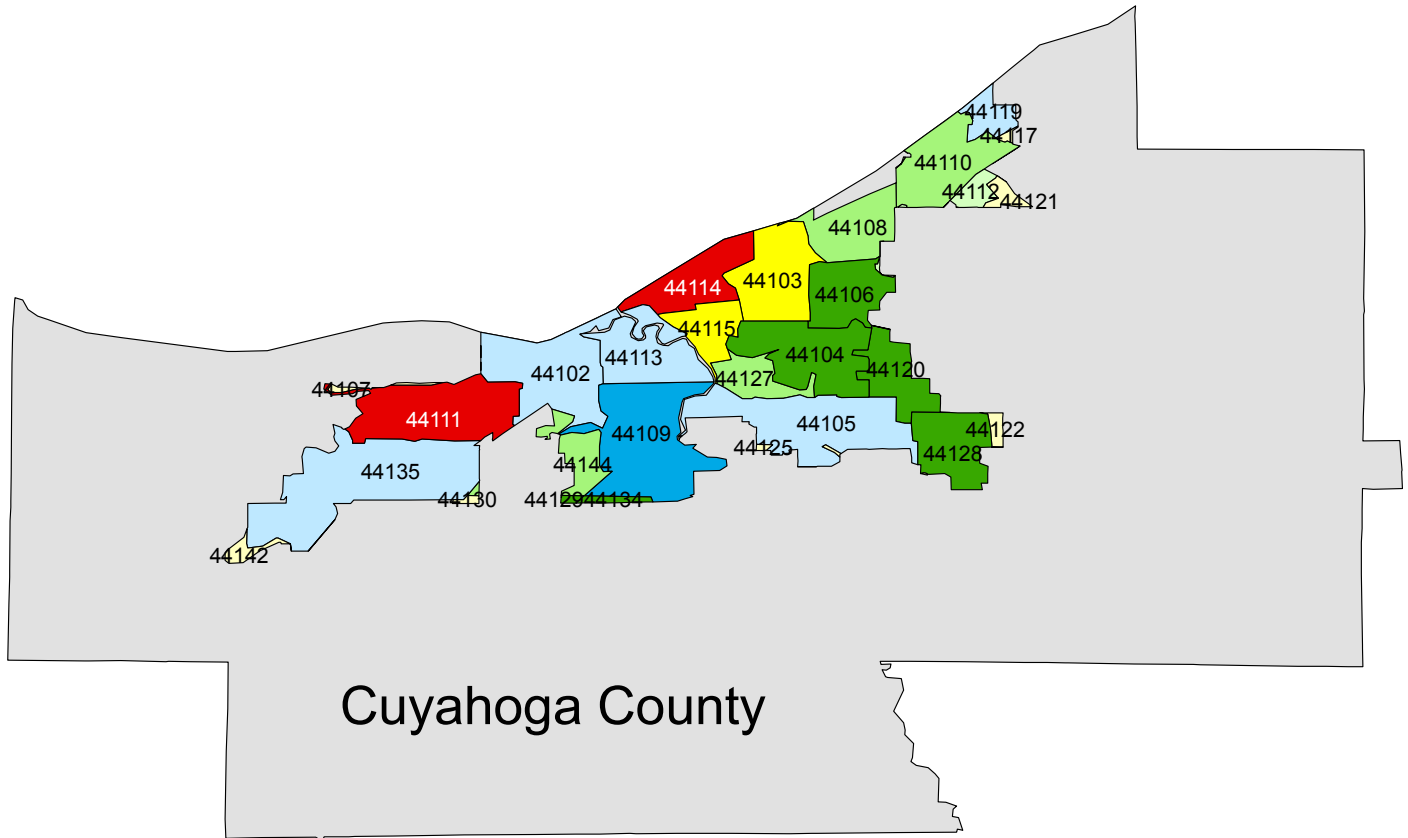
Cleveland City NAICS Sector 31-33 Manufacturing Employment by ZIP Code, 1st Quarter 2007



Employment




Cleveland City NAICS Sector 44-45 Retail Trade Employment by ZIP Code, 1st Quarter 2007

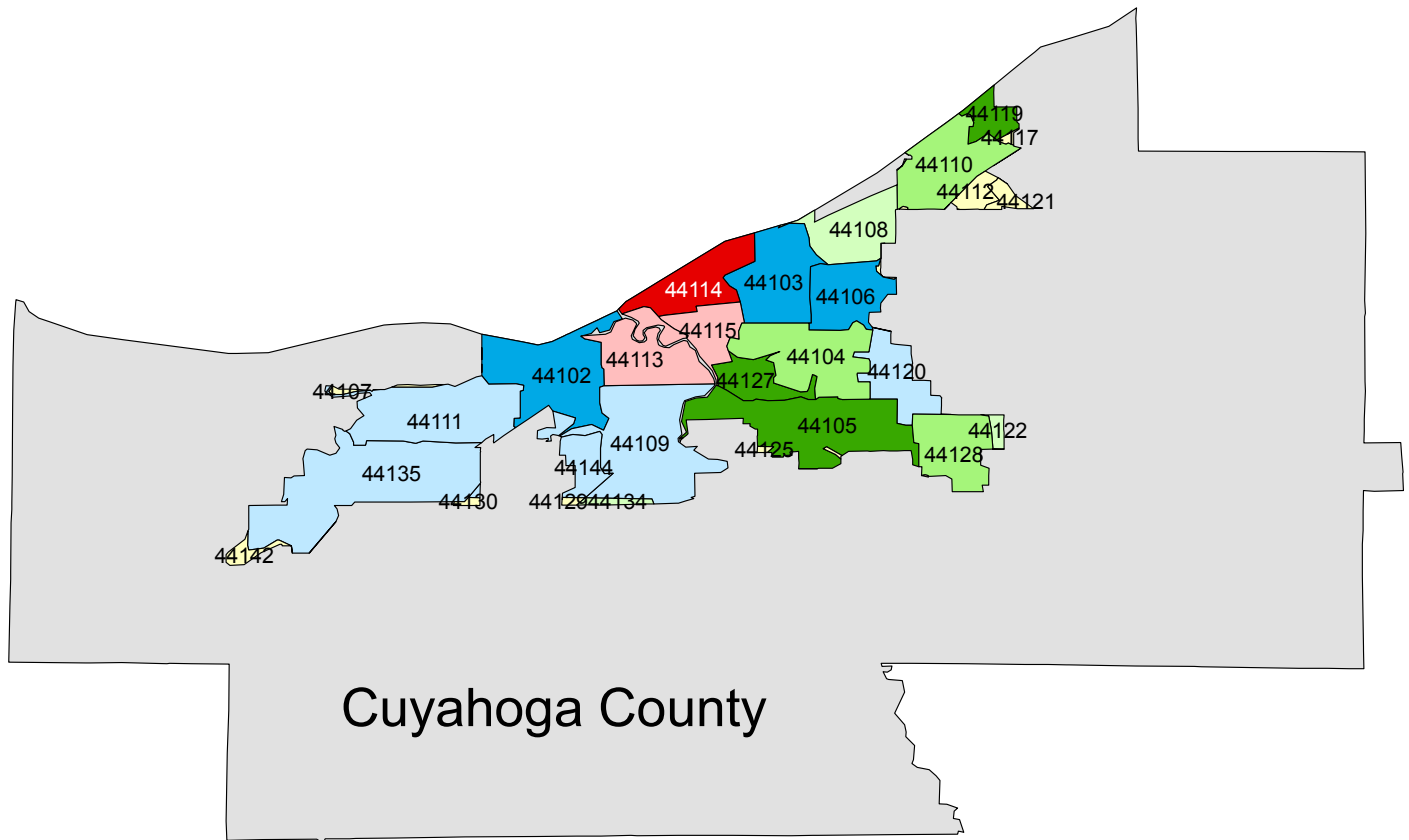


Cuyahoga County


Employment



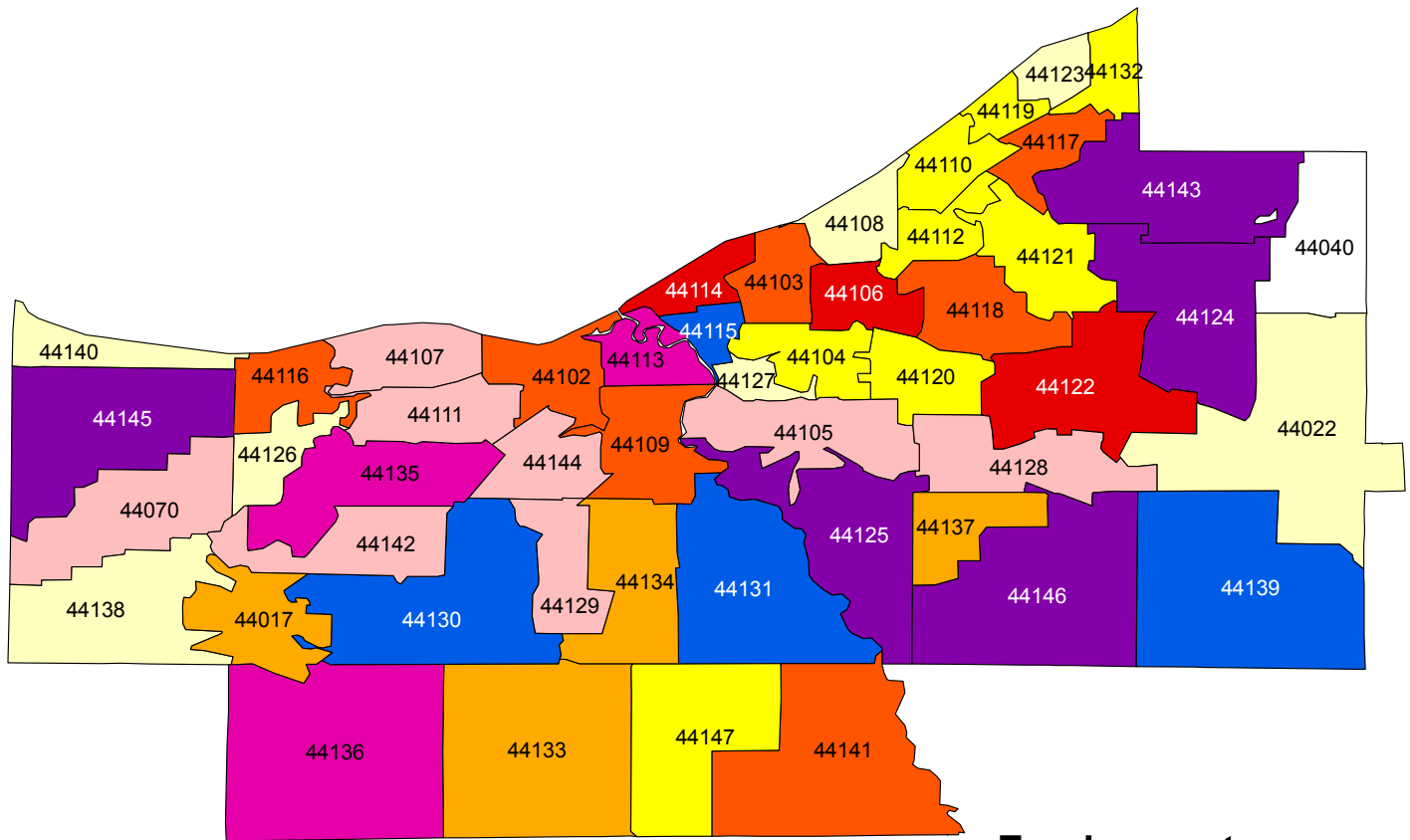
Cleveland City NAICS Sector 54 Professional, Scientific, and Technical Services Employment by ZIP Code, 1st Quarter 2007




Employment



Cuyahoga County Private Covered Employment by ZIP Code, 1st Quarter 2007

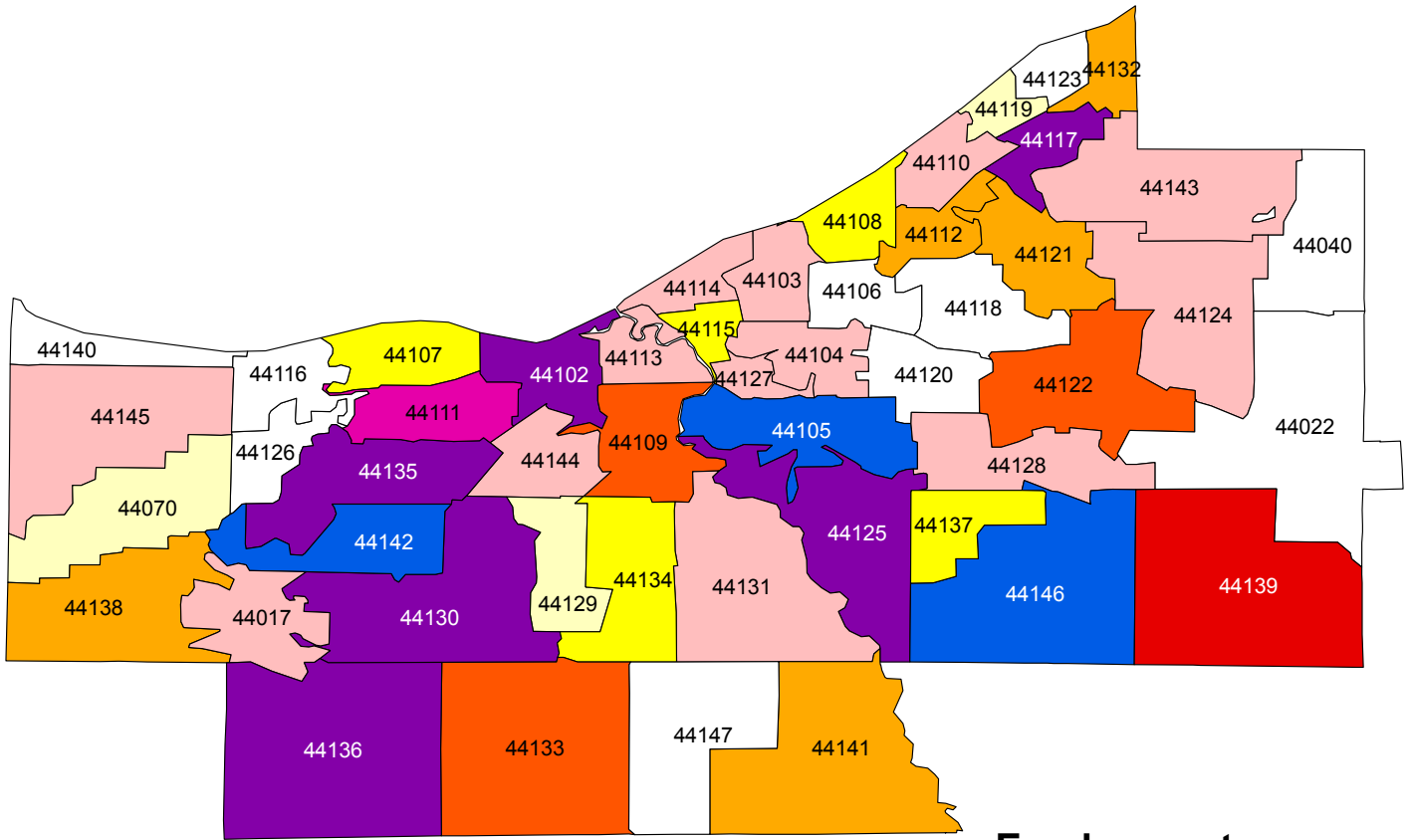


Employment




* Includes suppression due to confidentiality

Cuyahoga County NAICS Sector 31-33 Manufacturing Employment by ZIP Code, 1st Quarter 2007

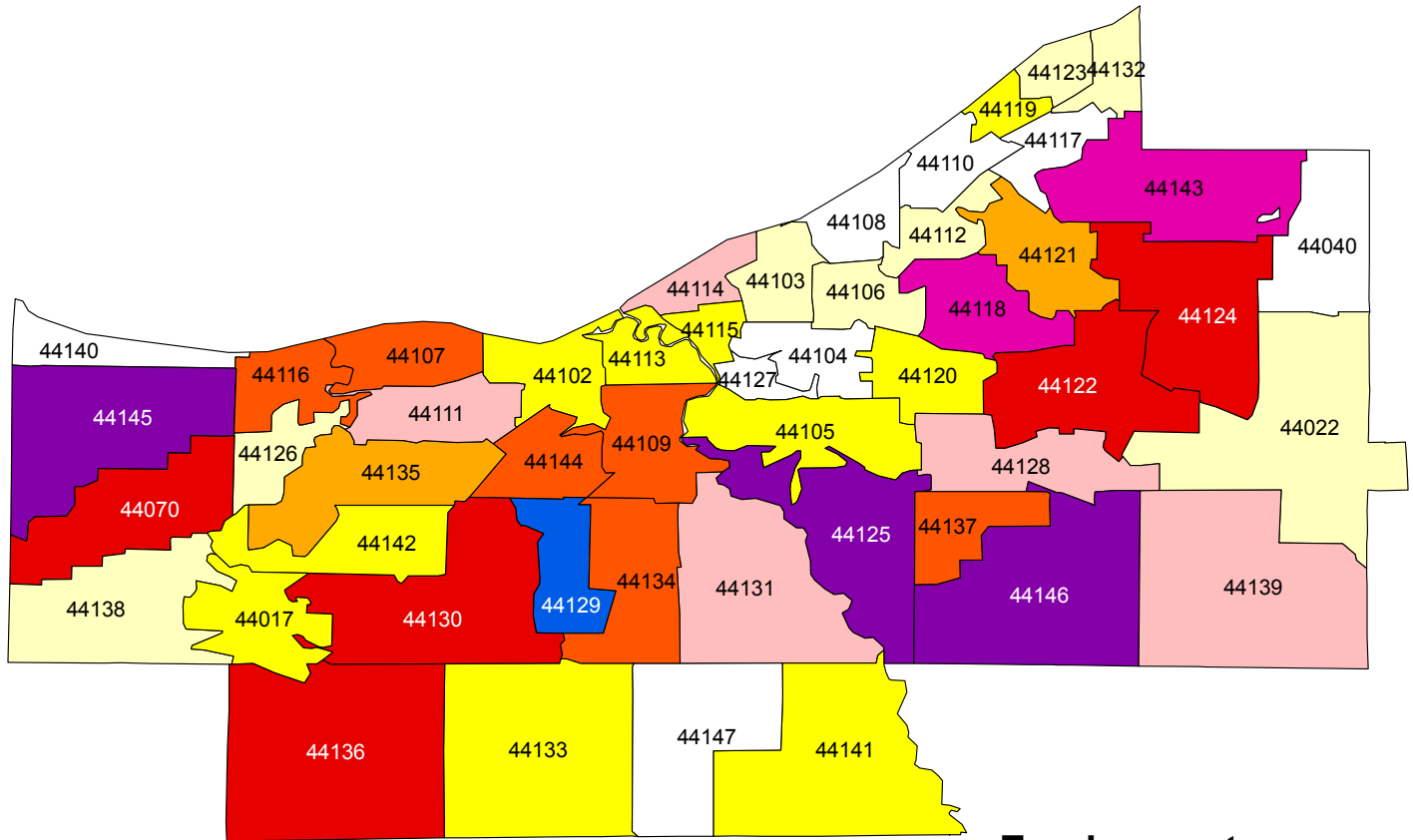


Employment




* Includes suppression due to confidentiality

Cuyahoga County NAICS Sector 44-45 Retail Trade Employment by ZIP Code, 1st Quarter 2007

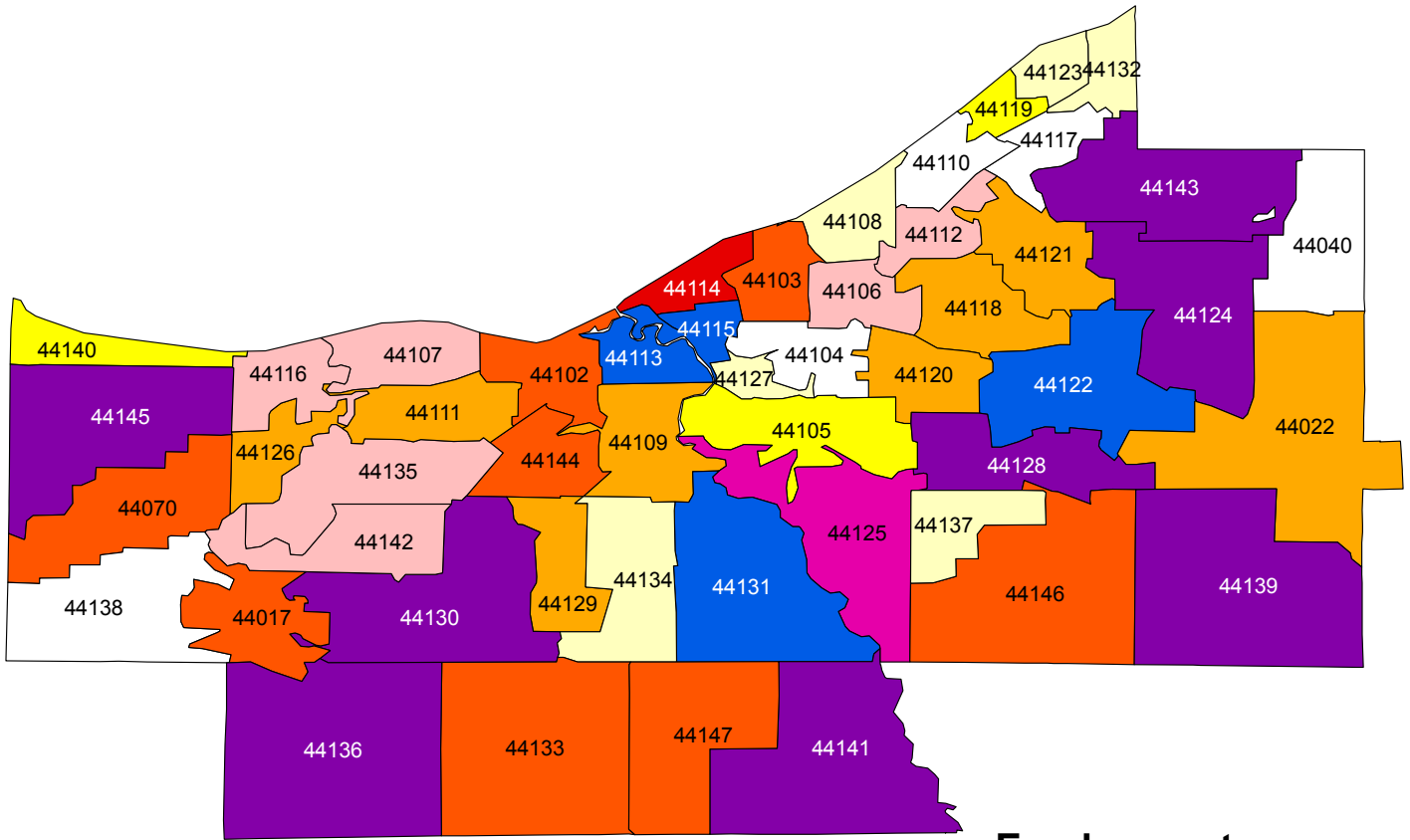


Employment




* Includes suppression due to confidentiality

Cuyahoga County NAICS Sector 54 Professional, Scientific, and Technical Services Employment by ZIP Code, 1st Quarter 2007



Employment



* Includes suppression due to confidentiality