

CITY OF COLUMBUS
QUARTERLY CENSUS OF EMPLOYMENT AND WAGES
First Quarter 2007

The Ohio Bureau of Labor Market Information, in cooperation with the U.S. Bureau of Labor Statistics (BLS), geocoded covered employment and wage data for the City of Columbus. First quarter 2007 data from the Quarterly Census of Employment and Wages (QCEW) program were used. A geocodable record contains a physical location address that can be assigned a longitude, latitude, and place code.

The following table presents first quarter 2007 employment and wage data for establishments identified as being in the City of Columbus (place code = 18000). The geocoded data were further evaluated and maps were produced to show private ownership employment levels for each ZIP code in the City of Columbus. Four industrial sectors were selected for mapping at the ZIP code level: Manufacturing; Retail Trade; Finance and Insurance; and Professional and Technical Services. The City of Columbus is primarily located within Franklin County, but portions of the city extend into Delaware and Fairfield Counties.

The number of private sector establishments and average employment for both the City of Columbus and Franklin County are presented in the table below.

Quarterly Census of Employment and Wages				
First Quarter 2007				
Industry Sector	City of Columbus		Franklin County	
	Establishments	Avg. Emp.	Establishments	Avg. Emp.
Total Private Sector	14,386	356,777	28,203	565,604
Manufacturing	607	27,678	1,054	41,347
Retail Trade	2,112	46,183	3,572	71,560
Finance and insurance	1,035	23,763	2,266	48,483
Professional and Technical Services	1,857	31,142	4,009	43,692

Number of Establishments

The City of Columbus consisted of 14,811 workplace establishments covered under Ohio and Federal Unemployment Compensation Laws, of which 97.1 percent were in the private sector while 2.9 percent were government work sites. (Government establishments were comprised of federal, state, and local employers.) The Retail Trade sector represented the largest number of establishments with 2,112, followed by the Professional and Technical Services sector with 1,857 establishments.

Average Monthly Employment

The average monthly employment in the City of Columbus was 438,034. Private sector employment constituted 81.4 percent of employment while all levels of government employment totaled 18.6 percent. Health Care and Social Assistance had the highest average monthly employment of any industry sector with 53,895 employees. State Government and Retail Trade followed with 49,402 and 46,183 employees, respectively.

Wages

Total wages for the first quarter of 2007 reached \$5.34 billion. The three private industry sectors with the highest total payroll were: Finance and Insurance, Professional and Technical Services, and Health Care and Social Assistance which together accounted for 32.8 percent of total wages. State, local, and federal government employment accounted for 18.1 percent of total wages in the City of Columbus.

Maps for other geographic regions can be viewed at: <https://ohiolmi.com/Home/QCEWpubs#c5>.

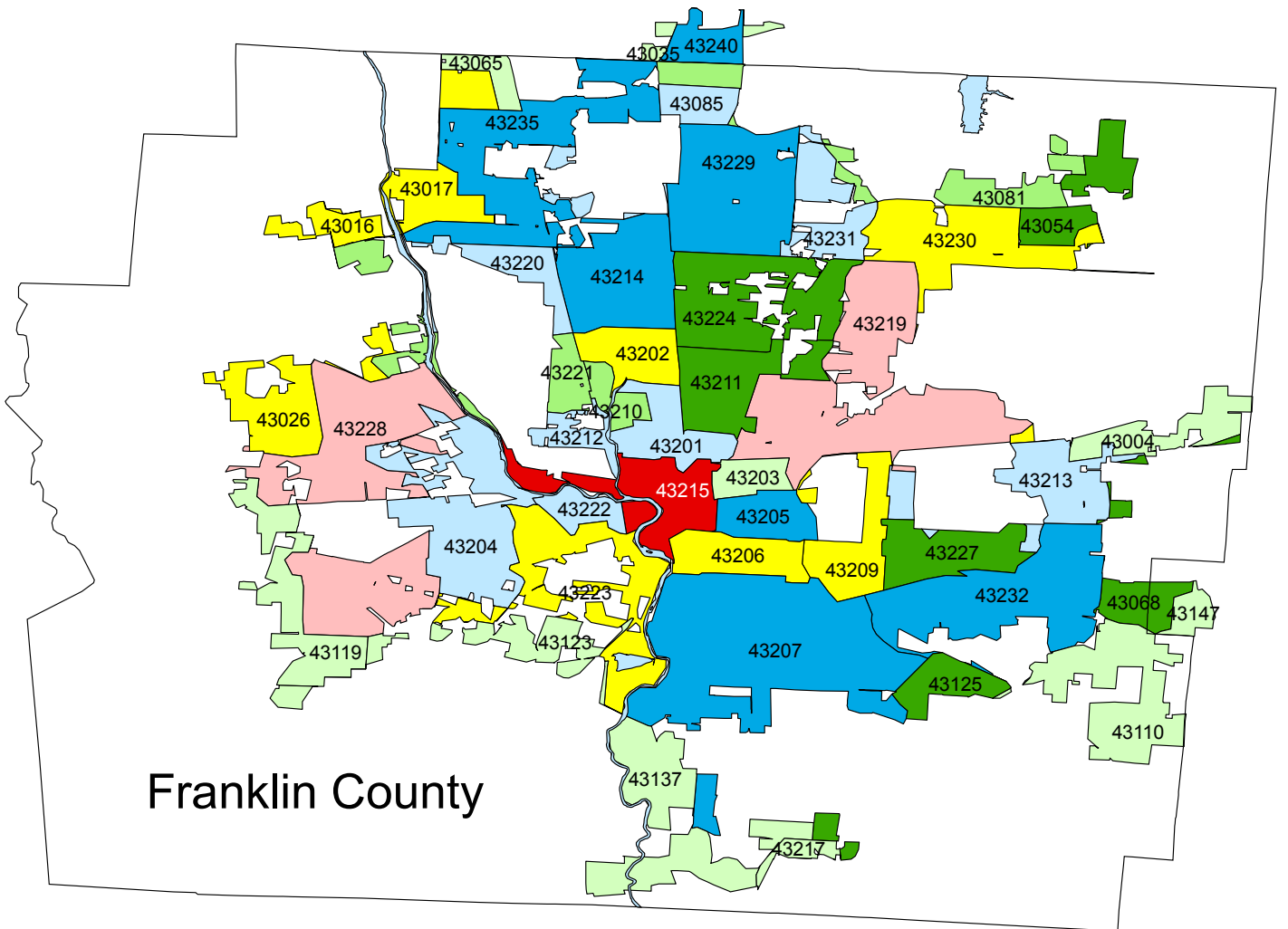
Ohio Department of Job and Family Services
Office of Workforce Development
Bureau of Labor Market Information
Columbus 43266 02/19/08

**City of Columbus Geocoded data on Establishments, Average Employment and Total Wages Paid
by Industrial Sector as Covered under the Ohio and Federal Unemployment Compensation Laws
First Quarter 2007 (a)**


Industrial Sector	Number of Establishments	Average Monthly Employment	Total Wages (in Thousands of Dollars)
Total covered under Ohio UC Law (b)	14,750	434,019	\$5,279,110
Private Sector	14,386	356,777	4,375,144
Agriculture, forestry, fishing and hunting	6	95	417
Mining	9	166	2,005
Utilities	28	1,365	48,758
Construction	927	14,284	178,528
Manufacturing	607	27,678	402,683
Wholesale trade	909	15,851	220,632
Retail trade	2,112	46,183	299,804
Transportation and warehousing	376	18,797	245,131
Information	226	9,469	156,222
Finance and insurance	1,035	23,763	631,111
Real estate and rental and leasing	781	8,275	82,502
Professional and technical services	1,857	31,142	568,735
Management of companies and enterprises	117	10,959	389,654
Administrative and waste services	792	30,559	226,085
Educational services	138	7,269	62,274
Health care and social assistance	1,548	53,895	551,436
Arts, entertainment, and recreation	150	4,106	37,828
Accommodation and food services	1,492	38,787	158,221
Other services, except public administration	1,276	14,134	113,118
State & Local Government	364	77,242	903,966
State Government	153	49,402	609,294
Local Government	211	27,840	294,673
Federal Government (c)	61	4,015	63,562

(a) The information presented above were those records identified as having the place code for the City of Columbus (18000) and are based upon employers' reports for first quarter 2007 received in the Bureau of Labor Market Information through July 1, 2007. A geocodable record contains a physical location address that can be assigned a longitude, latitude and place code. Data for other cities will be published as geocodable information becomes available. (b) Summed totals and subtotals may not equal the sum of industrial divisions because of the exclusion of those industries with fewer than three employers or because of rounding. Includes the Private Sector and State Government entities, but excludes Federal Government agencies. (c) Includes only Federal Government agencies.

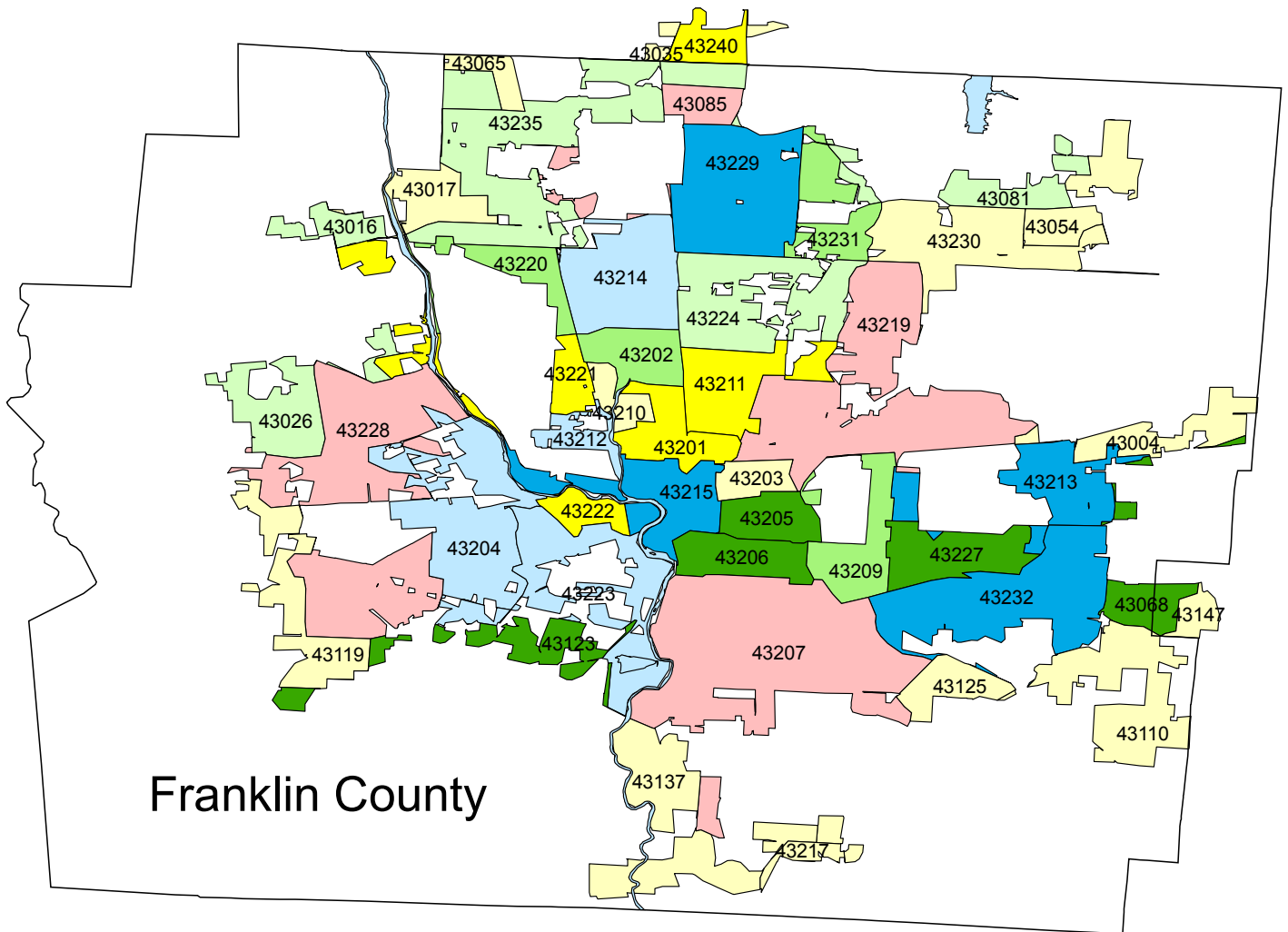
Columbus City Private Covered Employment by ZIP Code, 1st Quarter 2007




Employment



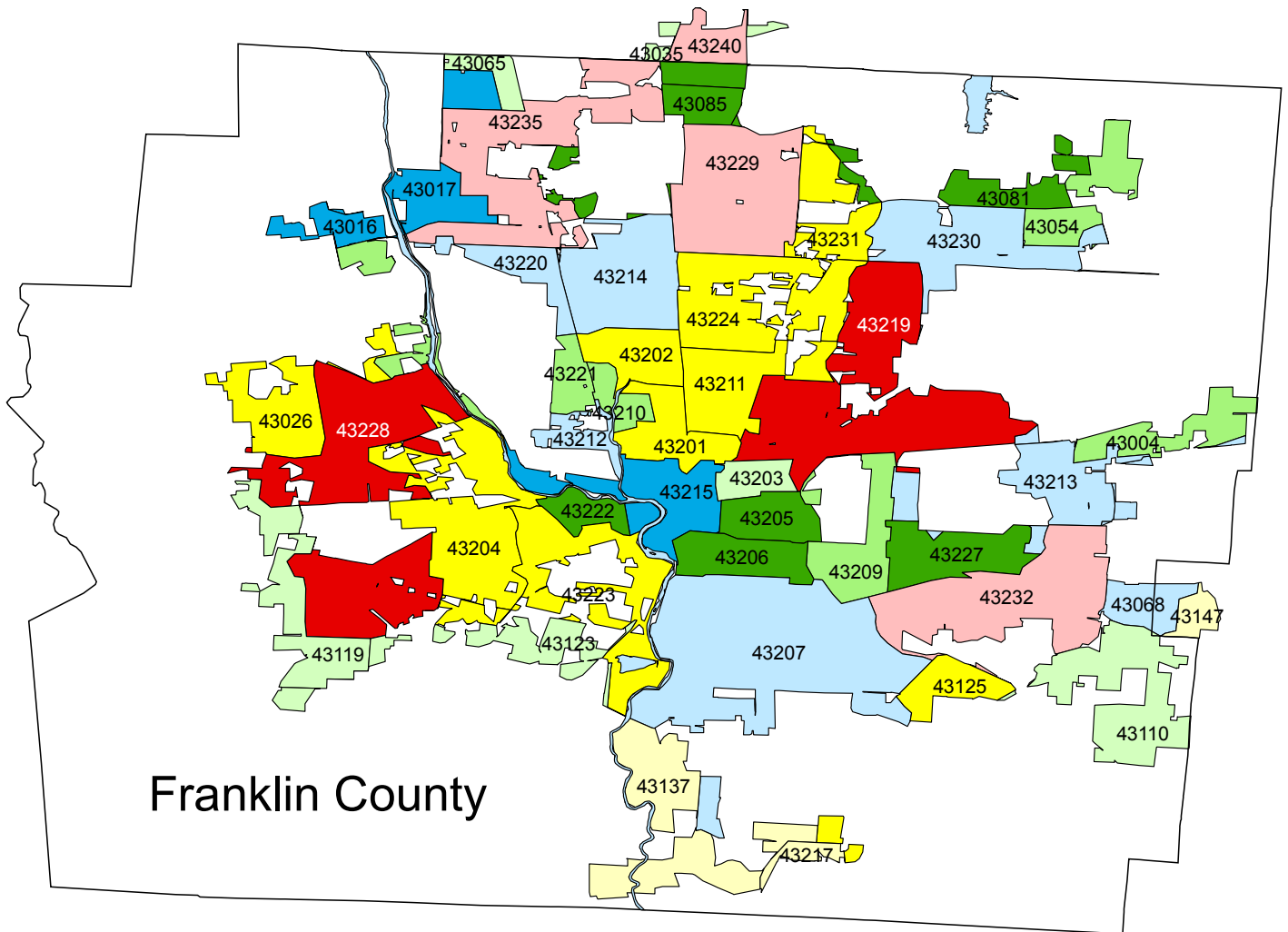
Columbus City NAICS Sector 31-33 Manufacturing Employment by ZIP Code, 1st Quarter 2007




Employment



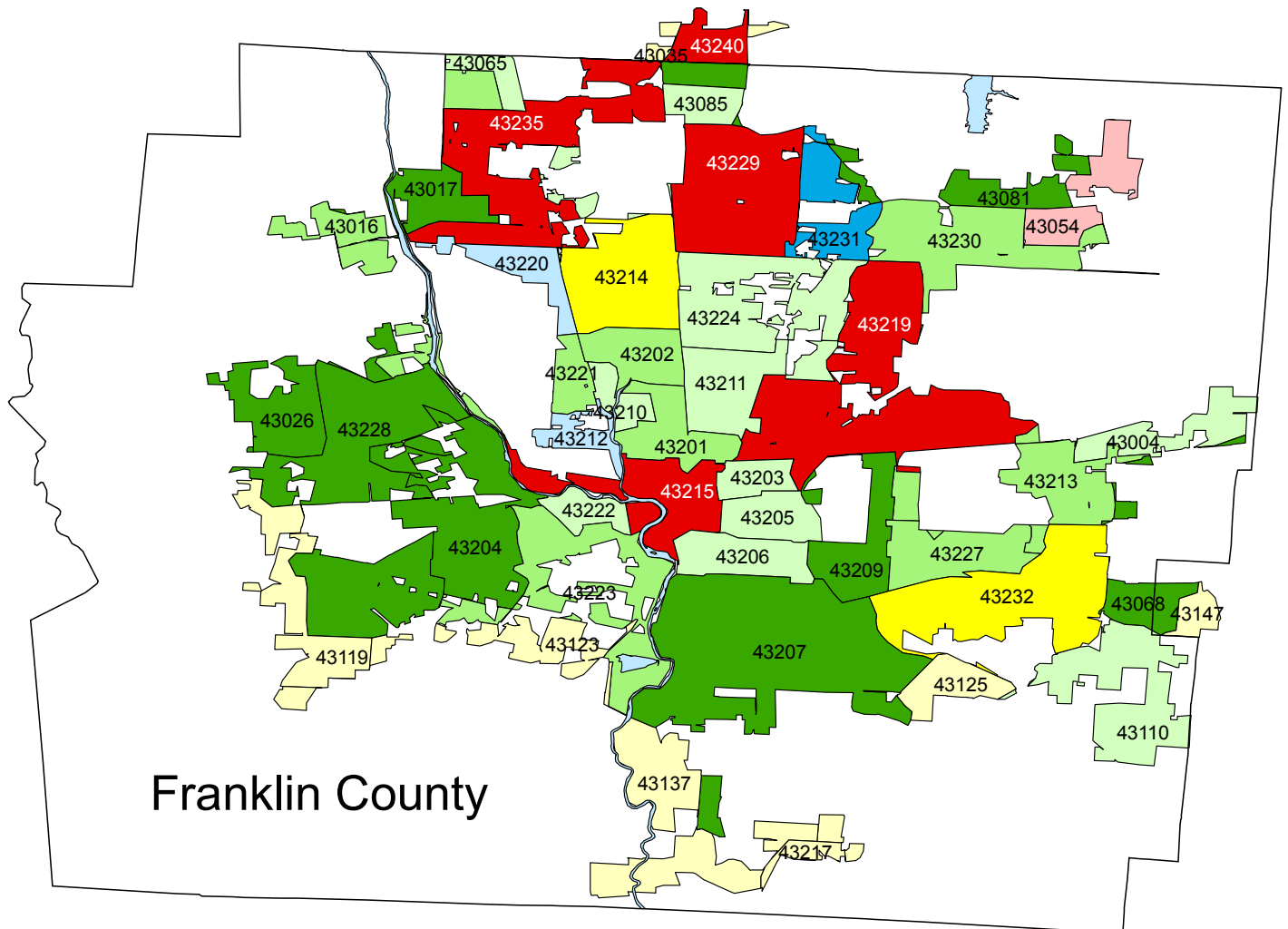
Columbus City NAICS Sector 44-45 Retail Trade Employment by ZIP Code, 1st Quarter 2007



Employment




Columbus City NAICS Sector 52 Finance and Insurance Employment by ZIP Code, 1st Quarter 2007

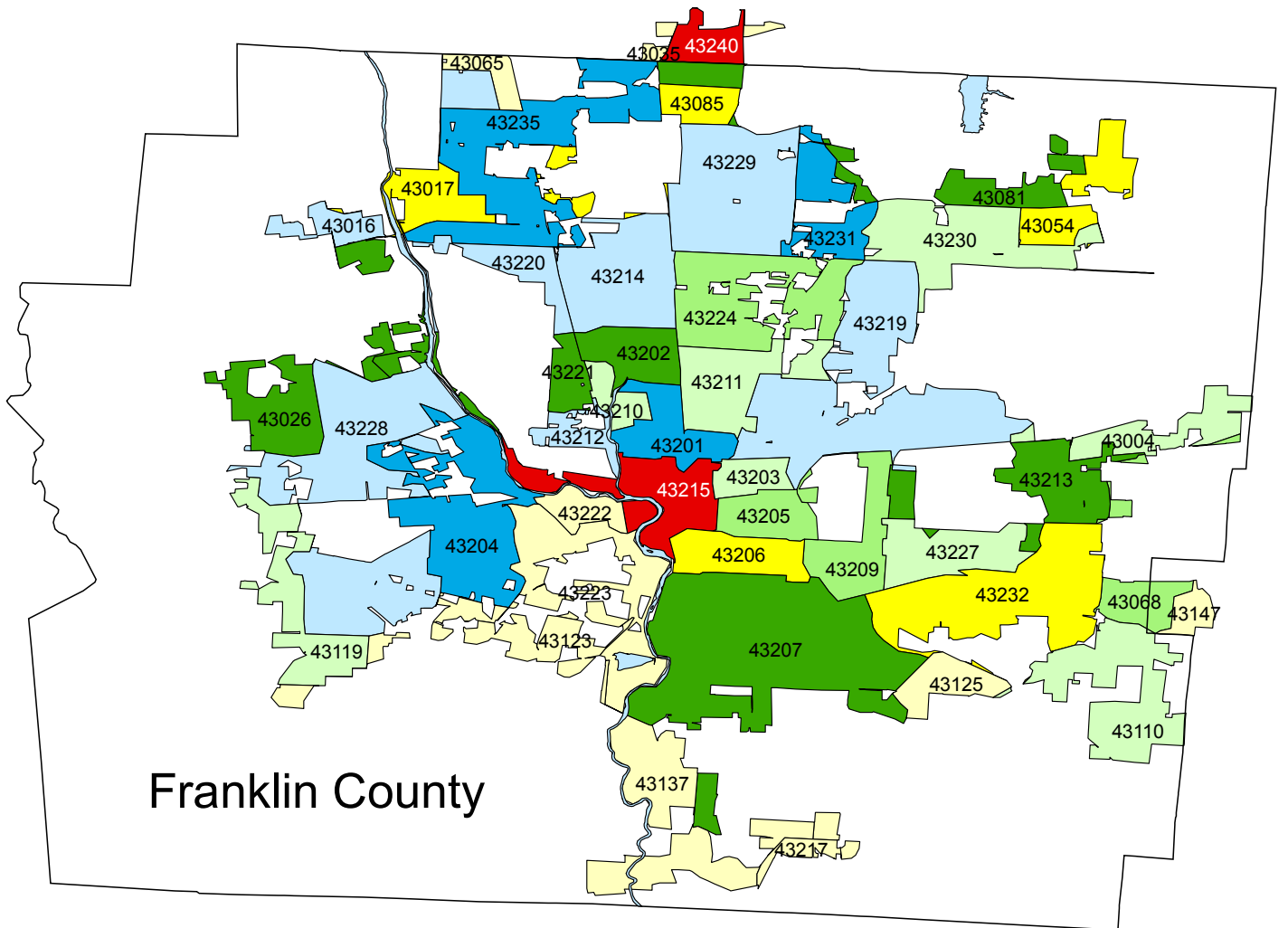


Franklin County

Employment




Columbus City NAICS Sector 54 Professional, Scientific, and Technical Services Employment by ZIP Code, 1st Quarter 2007

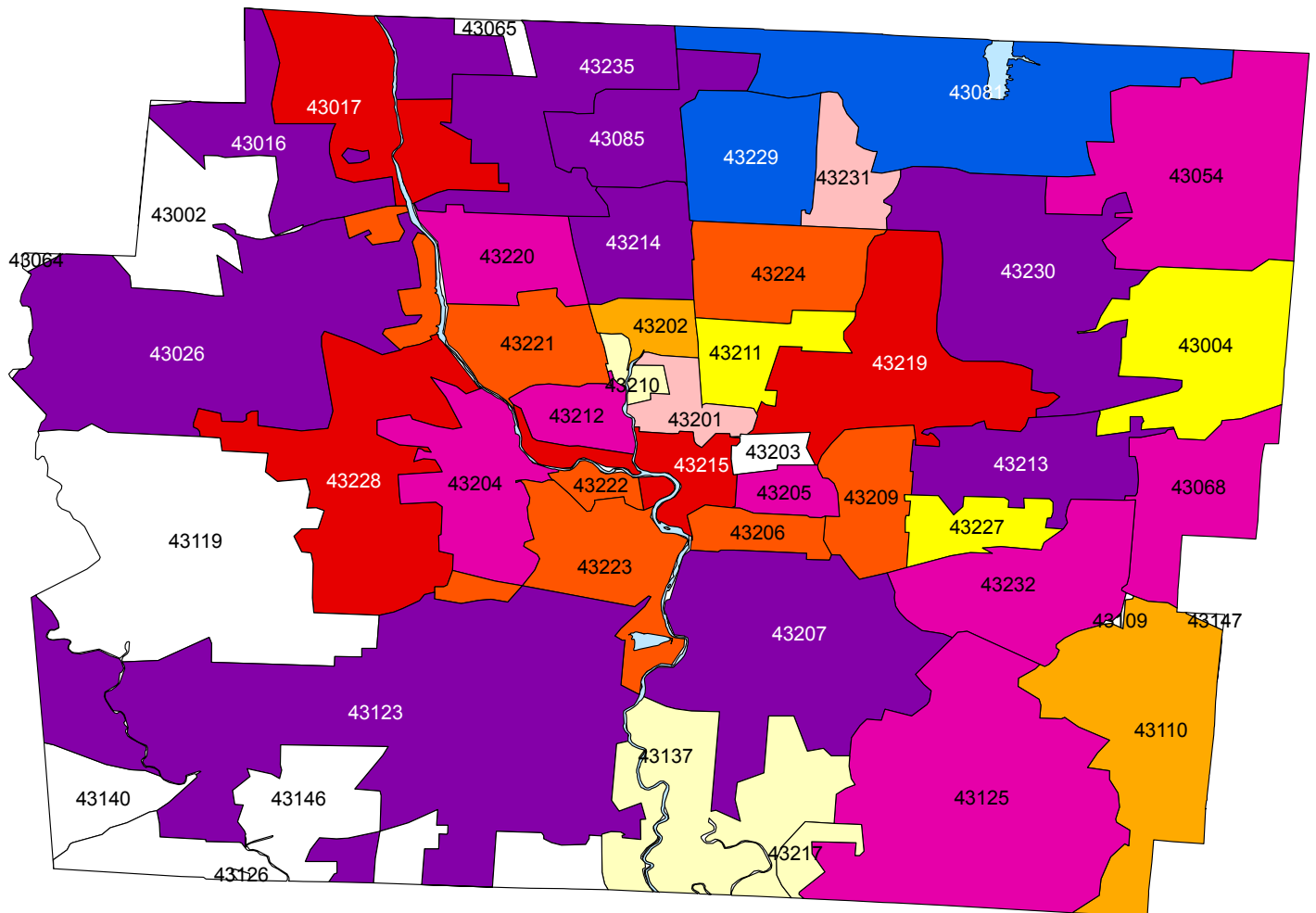


Franklin County


Employment



Franklin County Private Covered Employment by ZIP Code, 1st Quarter 2007



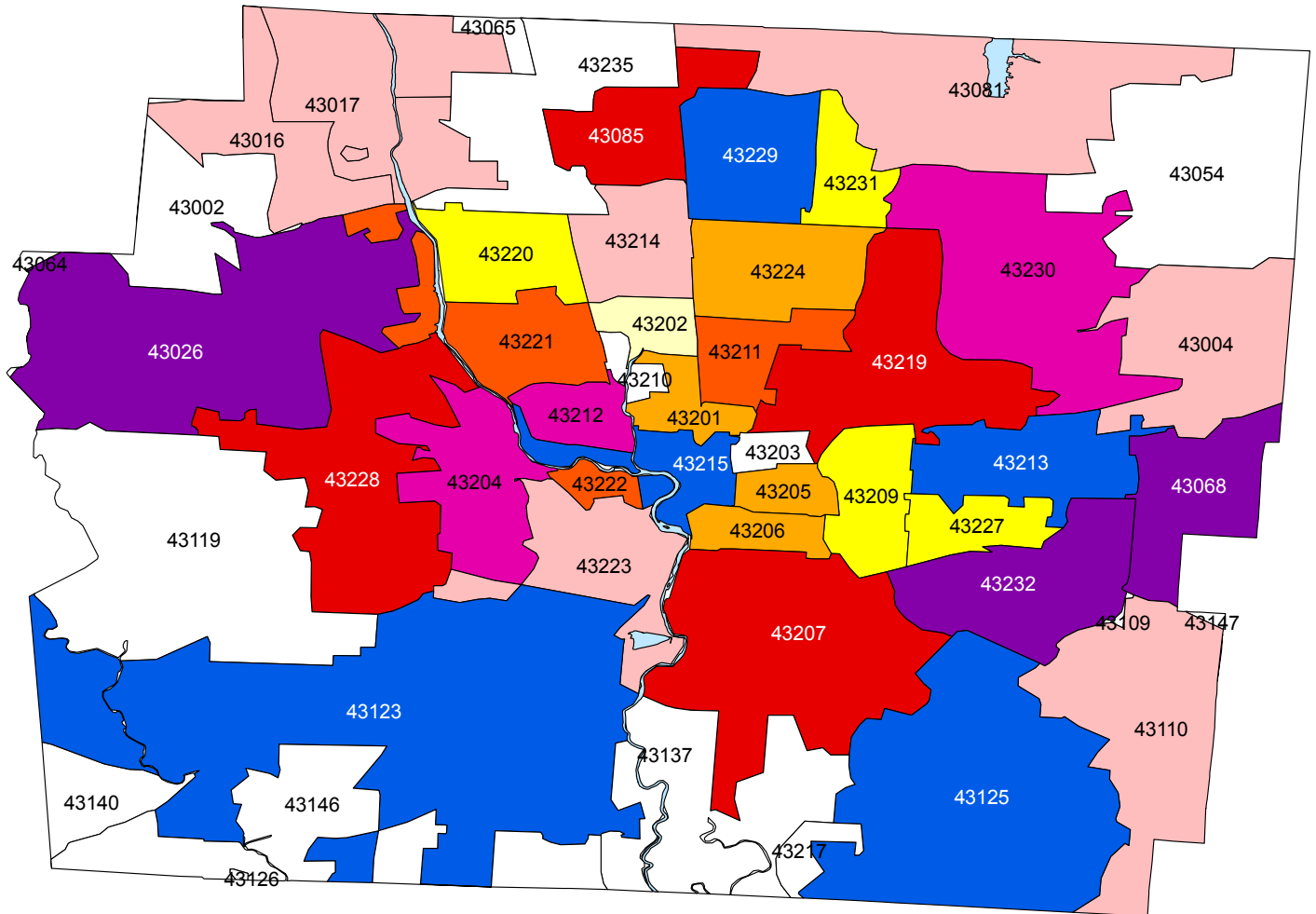
Employment




* Includes suppression due to confidentiality

Bureau of Labor Market Information
Office of Workforce Development
Ohio Department of Job and Family Services
Columbus 43266

Franklin County NAICS Sector 31-33 Manufacturing Employment by ZIP Code, 1st Quarter 2007

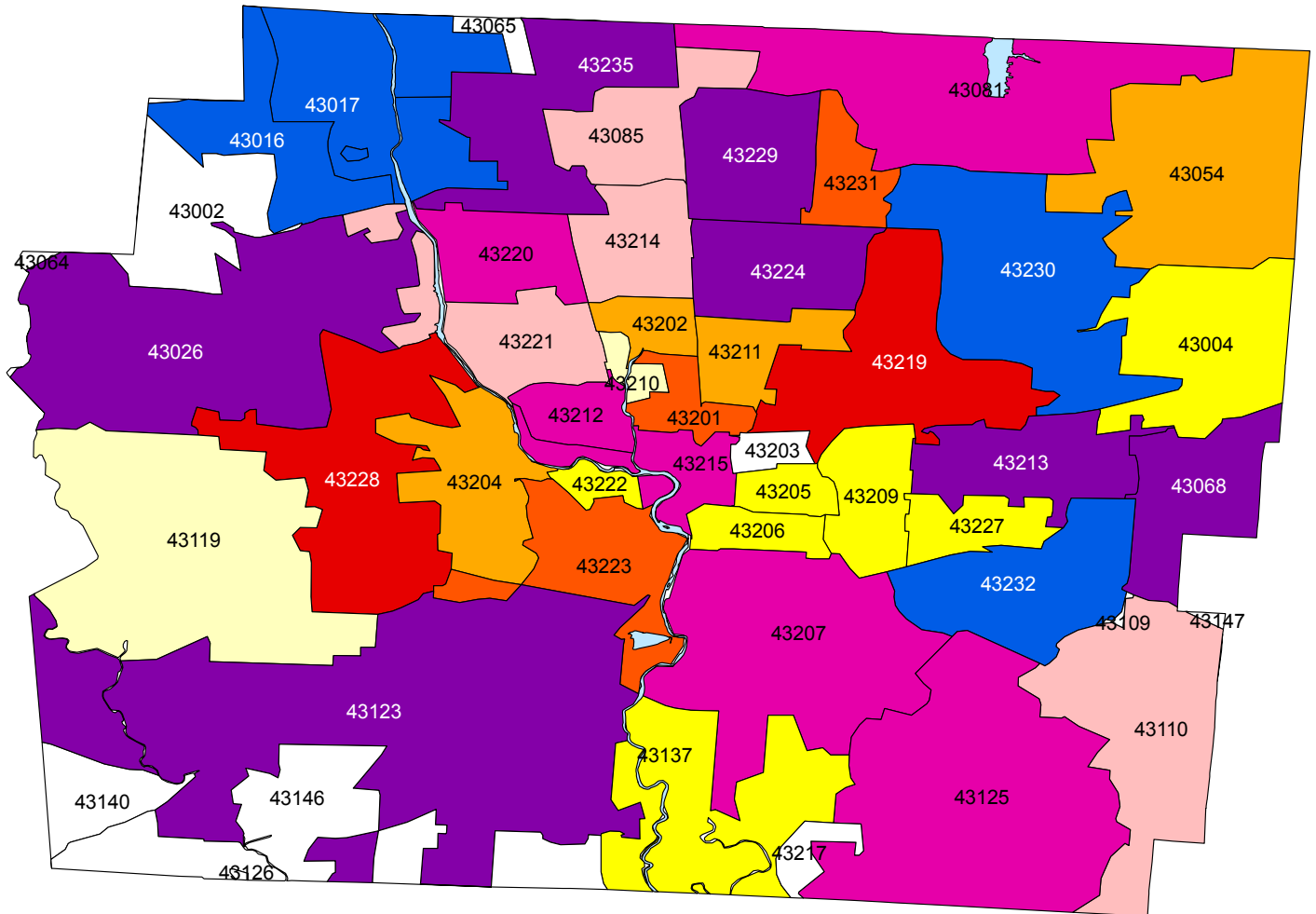


Employment




* Includes suppression due to confidentiality

Franklin County NAICS Sector 44-45 Retail Trade Employment by ZIP Code, 1st Quarter 2007



Employment



* Includes suppression due to confidentiality

